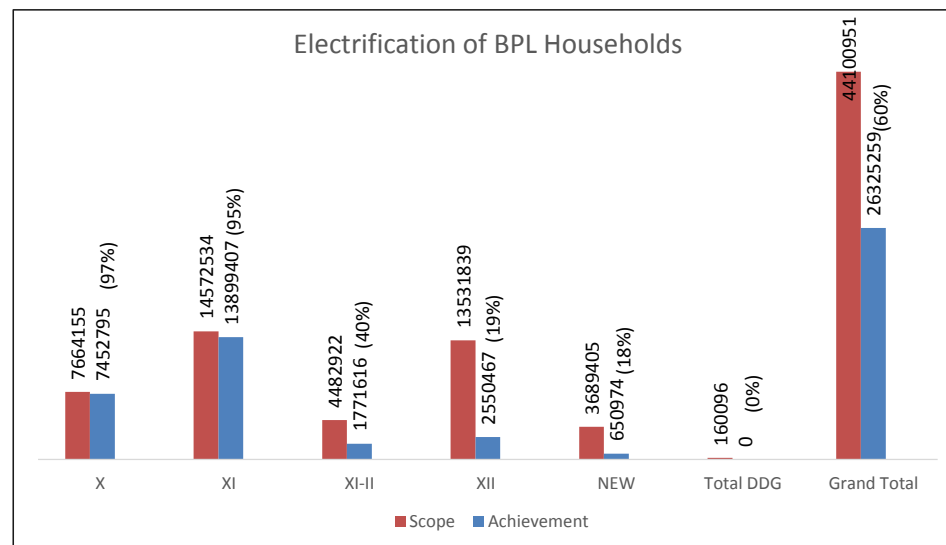
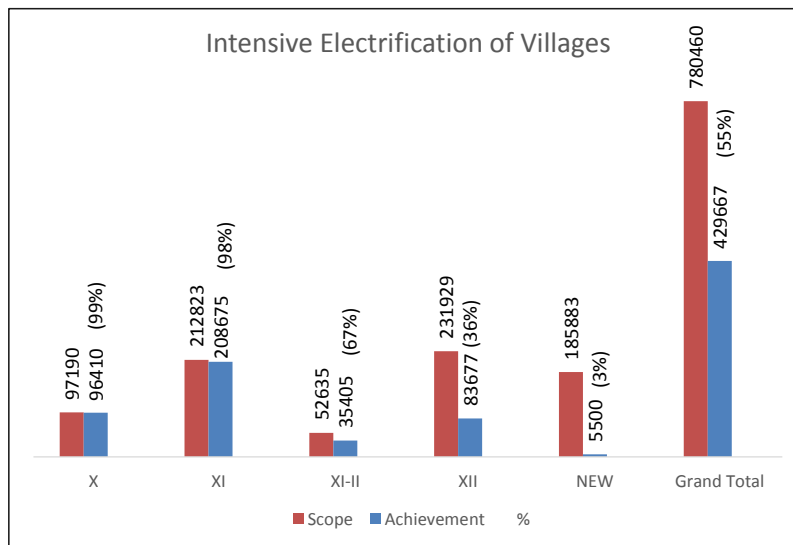
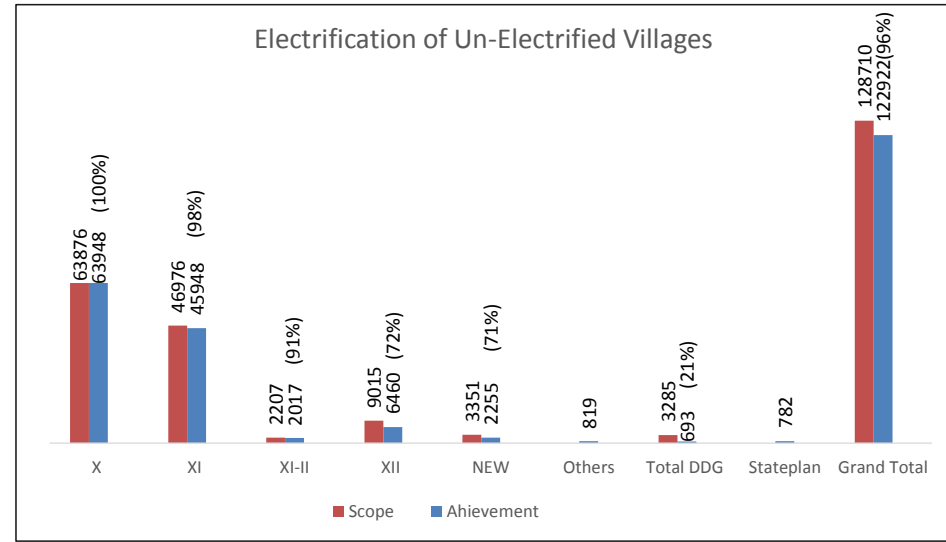
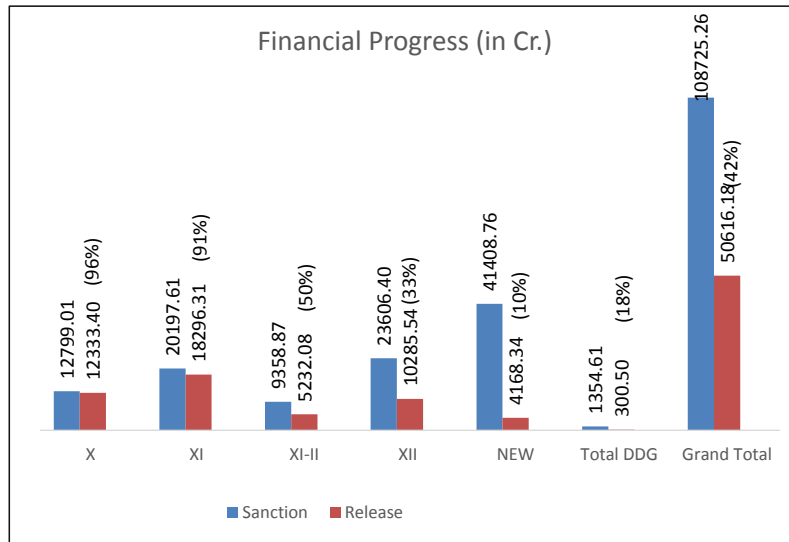


Scope & Cumulative Achievement as on 30-06-2017



1. Scope & Cumulative Achievement

Plan	No. of Projects			Funds (Rs Crore)				Un-electrified villages (Nos.)			Intensive electrification of villages (Nos.)			BPL HH connections (Nos.)			
	Covered	Closed		Revised Sanction	Loan	Subsidy	Total Release	Scope	Cumulative achievement		Scope	Cumulative achievement		Scope	Cumulative achievement		
X	235	227	97%	12799.01	1224.10	11109.30	12333.40	96%	63876	63948	100%	97190	96410	99%	7664155	7452795	97%
XI	341	293	86%	20197.61	1707.60	16588.71	18296.31	91%	46976	45948	98%	212823	208675	98%	14572534	13899407	95%
XI-II	72	7	10%	9358.87	555.43	4676.65	5232.08	56%	2207	2017	91%	52635	35405	67%	4482922	1771616	40%
XII	273			23606.40	1026.18	9259.36	10285.54	44%	9015	6460	72%	231929	83677	36%	13531839	2550467	19%
NEW	636			41408.76		4168.34	4168.34	10%	3351	2255	71%	185883	5500	3%	3689405	650974	18%
Others										819							
Total(DDUGJY RE)	1557	527	34%	107370.65	4513.32	45802.36	50315.68	47%	125425	121447	97%	780460	429667	55%	43940855	26325259	60%
DDG (XI)	157			100.39	2.73	46.27	49.01	49%	52	31	60%				8659		
DDG (XII)	354			112.17	1.47	37.96	39.43	35%	39	39	100%				14111		
DDG (NEW)	3709			1142.04	2.15	209.91	212.06	19%	3194	623	20%				137326		
Total DDG	4220			1354.61	6.36	294.14	300.50	22%	3285	693	21%				160096		
Stateplan										782							
Grand Total	5777	527	9%	108725.26	4519.67	46096.50	50616.18	47%	128710	122922	96%	780460	429667	55%	44100951	26325259	60%

2. Performance report for FY 2017-18

Monthly Achievement During 2017-18

Month	Funds Drawn from MoP (Rs Cr)	UE Villages*	IE Villages	BPL HHs	DDG Projects	Feeder Separation 11KV (Ckm)	Sub-Stations
Target	4814.00	4492	85000	4000000	3500	75000	400
April		234	6268	213730	18		3
May		224	3954	364152	45	4.5	59
June	1000	291	4882	279177	59		10
Total achievement	1000	749	15104	857059	122	4.5	72
Percentage achievement	13%	17%	18%	21%	2%	0%	18%

Planwise Achievement During June, 2017

Plan	UE Villages	IE Villages	BPL HHs	DDG Projects	Feeder Separation 11KV (Ckm)	Sub-Stations
X, XI	10	22	353			
XI - II	1	870	54221			
XII	94	3990	211523			
NEW	116		13080			10
DDG	70			59		
Other						
Stateplan						
Total	291	4882	279177	59	0	10

* UEV progress has been taken from GARV APP

3.UE village progress as per GARV

Sl. No	States	Target UE Villages as on 01-04-2015							Achieved UE Villages							Balance UE Villages					Uninhabited villages	Balance to be electrified	
		X-XI	XII	New	Offgrid	Stateplan	others*	Total	X-XI	XII	New	Offgrid	Stateplan	others *	Total	X-XI	XII	New	Offgrid	Stateplan			Total
1	Arunachal Pradesh			427	976		175	1578			170	21		175	366			257	955		1212		1212
2	Assam	149	1011	600	582		550	2892	143	910	463	226		550	2292	6	101	137	356		600	120	480
3	Bihar	764	1940		43			2747	763	1642		2			2407	1	298		41		340	77	263
4	Chhattisgarh	396	5	198	471	10		1080	391	5	131	263	10		800	5		67	208		280		280
5	Himachal Pradesh			35				35			28				28			7			7	7	
6	Jammu & Kashmir	28	25	81				134	27	2	3				32	1	23	78			102		102
7	Jharkhand	1014	207	440	214	637	13	2525	976	183	182	8	626	13	1988	38	24	258	206	11	537	56	481
8	Karnataka			9	30			39			9	19			28				11		11		11
9	Madhya Pradesh	65	161	117	63		66	472	62	152	84	14		66	378	3	9	33	49		94	47	47
10	Manipur	72	204					276	66	144					210	6	60				66		66
11	Meghalaya	1		894	15		2	912	1		728	3		2	734			166	12		178	10	168
12	Mizoram	16		42				58	16		26				42			16			16	4	12
13	Nagaland		1	81				82		1	77				78			4			4	4	
14	Odisha	1	2929	296	239		9	3474	1	2323	159	33		9	2525		606	137	206		949	515	434
15	Rajasthan		236	95	97	63	4	495		210	95	93	24	4	426		26		4	39	69	68	1
16	Tripura		26					26		26					26								
17	Uttar Pradesh	569	868	80	11	1		1529	531	862	72	5			1470	38	6	8	6	1	59	53	6
18	Uttarakhand			56	20			76			18	6			24			38	14		52	1	51
19	West Bengal	8		14				22	8		10				18			4			4		4
Total		3083	7613	3465	2761	711	819	18452	2985	6460	2255	693	660	819	13872	98	1153	1210	2068	51	4580	962	3618

* Villages shifted from Offgrid to Grid

State Wise Scope & Cumulative Achievement of RE Projects

S. No.	Project name	Plan	Number of projects		Funds (Rs Crore)				Un-electrified villages (Nos.)				Intensive electrification of villages (Nos.)			BPL HH connections (Nos.)						
			covered	closed	Sanction	Loan	Subsidy	Total Release	Scope	GARV 18452 Bal UEV	Achmt 2017-18	Cum. Achmt	Scope	Achmt 2017-18	Cum. Achmt	Scope	Achmt 2017-18	Cum. Achmt				
1	Andhra Pr.	X	12	12	460.45	48.29	412.16	460.45	100%					14333		14333	100%	1771878		1771878	100%	
	Andhra Pr.	XI	4	4	95.77	10.67	86.00	96.66	101%					1781		1781	100%	226084		226084	100%	
	Andhra Pr.	NEW	16		921.79		199.95	199.95	22%					14822		5500	37%	713045	234222	650815	91%	
	Andhra Pr.	DDG XI	57		16.61	1.43	12.85	14.27	86%									2225				
	Andhra Pr.	DDG XII	205		49.18	1.33	10.92	12.26	25%									6627				
	Andhra Pr.	DDG (NEW)	165		22.09													3048				
	Andhra Pr.	Total	459	16	1565.88	61.72	721.88	783.60	50%					30936		21614	70%	2722907	234222	2648777	97%	
2	Arunachal Pr.	X	2	2	75.85	4.07	68.49	72.56	96%	236			236	100%	172		172	100%	9301		9301	100%
	Arunachal Pr.	XI	14	14	953.98	25.47	845.69	871.17	91%	1842			1842	100%	1133		1133	100%	42320		42320	100%
	Arunachal Pr.	NEW	16		267.19		47.98	47.98	18%	478	427	8	170	36%				6476				
	Arunachal Pr.	DDG (NEW)	1176		159.32		24.14	24.14	15%	1176	976	9	21	2%				16582				
	Arunachal Pr.	Other									175		175									
	Arunachal Pr.	Reduction																				
	Arunachal Pr.	Total	1208	16	1456.34	29.54	986.30	1015.84	70%	3732	1578	17	2444	65%	1305		1305	100%	74679		51621	69%
3	Assam	X	3	3	199.54	20.39	179.62	200.01	100%	894			894	100%	1744		1744	100%	127573		127573	100%
	Assam	XI	20	20	2430.28	242.64	2169.68	2412.32	99%	7458	21		7458	100%	11095		11095	100%	1082638		1082638	100%
	Assam	XII	16		1621.06	80.06	728.88	808.93	50%	1009	965	24	910	90%	10259				541953			
	Assam	Uninhabited									46											
	Assam	NEW	27		1274.08		80.65	80.65	6%	864	574	70	463	54%	6380				161915			
	Assam	Uninhabited									26											
	Assam	DDG (NEW)	521		294.81	2.15	81.70	83.85	28%	521	535	38	226	43%				21781				
	Assam	Uninhabited									47											
	Assam	Other									550		550									
	Assam	Stateplan									127		122									
	Assam	Uninhabited									1											
	Assam	Reduction																				
	Assam	Total	587	23	5819.78	345.23	3240.52	3585.76	62%	10746	2892	132	10623	99%	29478		12839	44%	1935860		1210211	63%
4	Bihar	X	26	25	2113.99	208.99	1887.31	2096.30	99%	16309			16602	100%	301		8	3%	787050		783692	100%
	Bihar	XI	17	11	2208.05	182.24	1629.53	1811.77	82%	6948	5		6319	91%	5879	2	5796	99%	1558075		1460876	94%
	Bihar	XI-II	11		2987.92	201.20	1560.68	1761.89	59%	1338	758		1128	84%	12790	639	10145	79%	2898328	107445	958126	33%
	Bihar	Uninhabited									1											
	Bihar	XII	27		5220.65	230.68	1870.09	2100.77	40%	2927	1864	96	1642	56%	21833	1804	10711	49%	5400947	231222	1137178	21%
	Bihar	Uninhabited									76											
	Bihar	NEW	38		5856.37		1002.62	1002.62	17%													
	Bihar	DDG (XI)									43	1	2									
	Bihar	Total	119	36	18386.98	823.11	7950.23	8773.34	48%	27522	2747	97	25693	93%	40803	2445	26660	65%	10644400	338667	4339872	41%
5	Chhattisgarh	X	3	3	220.19		178.53	178.53	81%	56			56	100%	3085		3085	100%	134459		134459	100%

State Wise Scope & Cumulative Achievement of RE Projects

S. No.	Project name	Plan	Number of projects		Funds (Rs Crore)				Un-electrified villages (Nos.)				Intensive electrification of villages (Nos.)			BPL HH connections (Nos.)						
			covered	closed	Sanction	Loan	Subsidy	Total Release	Scope	GARV 18452 Bal UEV	Achmt 2017-18	Cum. Achmt	Scope	Achmt 2017-18	Cum. Achmt	Scope	Achmt 2017-18	Cum. Achmt				
	Chhattisgarh	XI	13	9	948.88		754.42	754.42	80%	1554	386		1517	98%	11747		11404	97%	1059825	6	946923	89%
	Chhattisgarh	XI-II	2		175.03		96.36	96.36	55%	126	10		115	91%	1077		925	86%	84334		49674	59%
	Chhattisgarh	XII	4		285.61		202.40	202.40	71%		5		5		3236	127	3003	93%	64033	269	18486	29%
	Chhattisgarh	NEW	27		1254.01		158.27	158.27	13%	121	198	3	131	100%	2697				77795			
	Chhattisgarh	Shifting of off-grid villages to grid			9.48					56												
	Chhattisgarh	DDG XI	9		3.45		3.04	3.04	88%	8			8	100%					645			
	Chhattisgarh	DDG XII	87		24.31		19.96	19.96	82%	24	471		24	100%					3923			
	Chhattisgarh	DDG (NEW)	850		269.21		82.49	82.49	31%	488		98	231	47%					51322			
	Chhattisgarh	Stateplan									10		10									
	Chhattisgarh	Total	995	12	3190.16		1495.46	1495.46	47%	2433	1080	101	2097	86%	21842	127	18417	84%	1476336	275	1149542	78%
6	Goa	NEW	2		20.00																	
	Goa	Total	2		20.00																	
7	Gujarat	X	3	3	65.15	6.49	58.66	65.15	100%						2091		2091	100%	165441		165441	100%
	Gujarat	XI	22	22	249.77	23.59	226.74	250.33	100%						14053		14053	100%	677504		677504	100%
	Gujarat	NEW	27		924.69		165.62	165.62	18%						8941				5060	159	159	3%
	Gujarat	Total	52	25	1239.60	30.08	451.02	481.10	39%						25085		16144	64%	848005	159	843104	99%
8	Haryana	X	4	4	38.67	3.73	31.97	35.70	92%						976		976	100%	34555		34555	100%
	Haryana	XI	14	14	117.31	11.90	105.03	116.94	100%						4161		4161	100%	164025		164025	100%
	Haryana	XI-II	3		17.02	0.50	3.13	3.63	21%						625				21432			
	Haryana	NEW	21		316.11		7.29	7.29	2%						2642				37890			
	Haryana	Total	42	18	489.11	16.13	147.43	163.56	33%						8404		5137	61%	257902		198580	77%
9	Himachal Pr.	X	1	1	38.76	5.97	53.87	59.84	154%	15			15	100%	429		429	100%	1359		1359	100%
	Himachal Pr.	XI	11	11	258.90	27.72	222.39	250.11	97%	75			75	100%	7467		7467	100%	14931		14931	100%
	Himachal Pr.	NEW	12		159.12		13.46	13.46	8%	35	28		28	80%	3803				3288			
	Himachal Pr.	Uninhabited									7											
	Himachal Pr.	Total	24	12	456.79	33.69	289.71	323.40	71%	125	35		118	94%	11699		7896	67%	19578		16290	83%
10	J & K	X	3	3	96.67	10.94	98.22	109.17	113%	107	16		107	100%	840		840	100%	24153		24153	100%
	J & K	XI	11	9	827.98	72.61	651.53	724.15	87%	140	12		134	96%	2169		2068	95%	45913		44995	98%
	J & K	XII	3		101.28					45	25		2	4%	352				26233			
	J & K	NEW	21		619.57					83	81		3	4%	2250				46586			
	J & K	Reduction																				
	J & K	Total	38	12	1645.51	83.56	749.76	833.31	51%	375	134		246	66%	5611		2908	52%	142885		69148	48%
11	Jharkhand	X	13	7	1817.62	169.64	1508.49	1678.12	92%	8517	652	46	8419	99%	3899		3412	88%	826678		619958	75%
	Jharkhand	Uninhabited									5											
	Jharkhand	XI	9	5	1524.79	140.83	1257.47	1398.30	92%	10569	354		10346	98%	2780	58	2280	82%	785295	1201	657647	84%
	Jharkhand	Uninhabited									3											
	Jharkhand	XII	17		1260.93	36.24	326.78	363.02	29%	308	188	18	183	59%	17784				471971			

State Wise Scope & Cumulative Achievement of RE Projects

S. No.	Project name	Plan	Number of projects		Funds (Rs Crore)				Un-electrified villages (Nos.)				Intensive electrification of villages (Nos.)			BPL HH connections (Nos.)						
			covered	closed	Sanction	Loan	Subsidy	Total Release	Scope	GARV 18452 Bal UEV	Achmt 2017-18	Cum. Achmt	Scope	Achmt 2017-18	Cum. Achmt	Scope	Achmt 2017-18	Cum. Achmt				
	Jharkhand	Uninhabited								19												
	Jharkhand	NEW	24		3696.25		184.44	184.44	5%	290	412	52	182	63%	11510			340482				
	Jharkhand	Uninhabited								28												
	Jharkhand	Shifting of off-grid villages to grid			25.91					78												
	Jharkhand	DDG XII								214												
	Jharkhand	DDG (NEW)	382		196.18					393		7	8	2%			21208					
	Jharkhand	Other								13			13									
	Jharkhand	Stateplan								636	11		626									
	Jharkhand	Uninhabited								1												
	Jharkhand	Total	445	12	8521.66	346.71	3277.17	3623.88	43%	20155	2525	134	19777	98%	35973	58	5692	16%	2445634	1201	1277605	52%
12	Karnataka	X	17	17	563.48	54.72	493.90	548.62	97%	43			43	100%	16518		16518	100%	632667		632667	100%
	Karnataka	XI	8	8	301.21	28.92	247.55	276.47	92%	12			12	100%	5697		5697	100%	239943		239943	100%
	Karnataka	XI-II	2		119.38	7.87	70.07	77.93	65%						587		587	100%	27782		20080	72%
	Karnataka	XII	9		99.53	3.84	34.11	37.95	38%						9205	71	2048	22%	130785	5935	94939	73%
	Karnataka	NEW	31		1754.52		104.33	104.33	6%	30	9		9	30%	21023				297788			
	Karnataka	DDG XII	37		27.50		5.30	5.30	19%	6	30	1	6	100%					2540			
	Karnataka	DDG (NEW)	2		0.61					3		13	13	100%					123			
	Karnataka	Total	106	25	2866.23	95.35	955.25	1050.60	37%	94	39	14	83	88%	53030	71	24850	47%	1331628	5935	987629	74%
13	Kerala	X	1	1	33.19	1.82	31.37	33.19	100%						37		37	100%	20715		20715	100%
	Kerala	XI	6	6	102.21	10.22	91.99	102.21	100%						557		557	100%	97646		97646	100%
	Kerala	XI-II	7	7	77.11	7.57	68.12	75.69	98%						493		493	100%	31944		31944	100%
	Kerala	NEW	14		485.38		86.93	86.93	18%						1315				98527			
	Kerala	DDG XII	15		5.32	0.14	1.24	1.38	26%										730			
	Kerala	Reduction																				
	Kerala	Total	43	14	703.20	19.75	279.65	299.40	43%						2402		1087	45%	249562		150305	60%
14	MP	X	8	8	502.44	48.30	433.23	481.54	96%	110			110	100%	9554		9554	100%	288184		288184	100%
	MP	XI	24	8	1378.51	120.30	1081.64	1201.95	87%	590	10		563	95%	22348	9	20650	92%	1023773	36	856216	84%
	MP	XI-II	20		983.20	59.84	528.49	588.32	60%	175	53	1	173	99%	15635	536	8080	52%	496714	24062	285341	57%
	MP	Uninhabited								2												
	MP	XII	34		1430.93	81.85	732.01	813.85	57%	422	154		152	36%	25759	2381	16328	63%	863166	35724	374210	43%
	MP	Uninhabited								7												
	MP	NEW	50		2865.23		221.09	221.09	8%	99	108	4	84	85%	25662				525288			
	MP	Uninhabited								9												
	MP	Shifting of off-grid villages to grid			20.04					37												
	MP	DDG XI	25		27.17		12.42	12.42	46%	25			14	56%					2303			
	MP	DDG (NEW)	122		60.93					122									7100			

State Wise Scope & Cumulative Achievement of RE Projects

S. No.	Project name	Plan	Number of projects		Funds (Rs Crore)				Un-electrified villages (Nos.)				Intensive electrification of villages (Nos.)			BPL HH connections (Nos.)						
			covered	closed	Sanction	Loan	Subsidy	Total Release	Scope	GARV 18452 Bal UEV	Achmt 2017-18	Cum. Achmt	Scope	Achmt 2017-18	Cum. Achmt	Scope	Achmt 2017-18	Cum. Achmt				
	MP	Uninhabited									29											
		Other									66		66									
	MP	Reduction																				
	MP	Total	283	16	7268.45	310.29	3008.87	3319.17	46%	1580	472	5	1162	74%	98958	2926	54612	55%	3206528	59822	1803951	56%
15	Maharashtra	X	4	4	86.88	8.80	76.94	85.74	99%						4291	4291	100%	208969		208969	100%	
	Maharashtra	XI	30	30	576.73	59.05	487.59	546.64	95%						31034	31034	100%	997937		997937	100%	
	Maharashtra	XI-II	1		33.64	1.01	9.91	10.91	32%						1139	829	73%	19279		14444	75%	
	Maharashtra	NEW	37		2174.95		252.87	252.87	12%						30176			395703				
	Maharashtra	Total	72	34	2872.19	68.86	827.30	896.16	31%						66640		36154	54%	1621888		1221350	75%
16	Manipur	X	2	2	84.22	7.93	71.37	79.30	94%	168			186	100%	272	2	272	100%	11117		11117	100%
	Manipur	XI	7		349.22	30.40	262.77	293.16	84%	696	72	4	688	99%	1108		1052	95%	92915		59070	64%
	Manipur	XII	6		204.73	10.16	89.85	100.01	49%	205	204	10	144	70%	1590			24362				
	Manipur	NEW	3		54.97		4.68	4.68	9%						182			5794				
	Manipur	Reduction																			120	
	Manipur	Total	18	2	693.14	48.48	428.67	477.15	69%	1069	276	14	1018	95%	3152	2	1324	42%	134188		70187	52%
17	Meghalaya	X	2	2	49.01	5.07	45.66	50.73	104%	134			134	100%	680		680	100%	21149		21149	100%
	Meghalaya	XI	5	3	413.17	35.57	320.08	355.64	86%	1726	1		1708	99%	2330		2267	97%	84770		83308	98%
	Meghalaya	NEW	7		261.33		25.51	25.51	10%	300	884	49	728	100%	752			15280				
	Meghalaya	Uninhabited									10											
	Meghalaya	DDG XII	3		3.89					3	15	3	3	100%				248				
	Meghalaya	DDG (NEW)	209		40.55		4.47	4.47	11%	209								7151				
	Meghalaya	Other									2		2									
	Meghalaya	Total	226	5	767.95	40.64	395.72	436.36	57%	2372	912	52	2575	100%	3762		2947	78%	128598		104457	81%
18	Mizoram	X	2	2	131.48	12.23	110.12	122.35	93%	116	16		116	100%	172		172	100%	10006		10006	100%
	Mizoram	XI	6	6	181.29	16.26	145.05	161.31	89%	54			54	100%	345		345	100%	19704		19704	100%
	Mizoram	XII	8		77.03	4.31	38.68	42.99	56%													
	Mizoram	NEW	8		30.42					12	38	2	26	100%	28			1468				
	Mizoram	Uninhabited									4											
	Mizoram	Total	24	8	420.21	32.80	293.85	326.65	78%	182	58	2	196	100%	545		517	95%	31178		29710	95%
19	Nagaland	X	2	2	40.23	3.97	36.26	40.23	100%	12			12	100%	278		278	100%	9413		9413	100%
	Nagaland	XI	9	9	226.08	24.53	201.56	226.08	100%	90			90	100%	874		874	100%	45071		45071	100%
	Nagaland	XII	11		92.31	2.77	24.92	27.69	30%	36	1		1	3%	797			39314				
	Nagaland	NEW	11		84.54		21.53	21.53	25%	81	77	2	77	95%	1102			21543				
	Nagaland	Uninhabited									4											
	Nagaland	Reduction																				
	Nagaland	Total	33	11	443.17	31.27	284.27	315.54	71%	219	82	2	180	82%	3051		1152	38%	115341		54484	47%
20	Odisha	X	4	4	419.09	40.05	353.75	393.80	94%	2177			2177	100%	3910		3910	100%	351718		351718	100%

State Wise Scope & Cumulative Achievment of RE Projects

S. No.	Project name	Plan	Number of projects		Funds (Rs Crore)				Un-electrified villages (Nos.)				Intensive electrification of villages (Nos.)			BPL HH connections (Nos.)						
			covered	closed	Sanction	Loan	Subsidy	Total Release	Scope	GARV 18452 Bal UEV	Achmt 2017-18	Cum. Achmt	Scope	Achmt 2017-18	Cum. Achmt	Scope	Achmt 2017-18	Cum. Achmt				
	Odisha	XI	28	23	3365.00	290.50	2720.31	3010.81	89%	12283	1		12204	99%	23875		22660	95%	2494436		2398234	96%
	Odisha	XII	31		3550.50	140.93	1301.87	1442.80	41%	3144	2417	122	2323	74%	41022	1756	5133	13%	1658147	32813	95482	6%
	Odisha	Uninhabited									512											
	Odisha	NEW	30		1654.53		218.39	218.39	13%	521	293	36	159	31%	5129				83035			
	Odisha	Uninhabited									3											
	Odisha	DDG XII	7		1.97		0.53	0.53	27%	6			6	100%					43			
	Odisha	DDG (NEW)	269		95.05		17.11	17.11	18%	269	239	11	27	10%					8821			
	Odisha	Other									9		9									
	Odisha	Reduction																				
	Odisha	Total	369	27	9086.13	471.48	4611.97	5083.45	56%	18400	3474	169	16905	92%	73936	1756	31703	43%	4596200	32813	2845434	62%
21	Punjab	X			3.00		3.00	3.00	100%													
	Punjab	XI	17	17	34.90	5.46	51.44	56.90	163%						6131		6131	100%	92988		92988	100%
	Punjab	NEW	20		251.99																	
	Punjab	Total	37	17	289.89	5.46	54.44	59.90	21%						6131		6131	100%	92988		92988	100%
22	Rajasthan	X	25	25	442.77	44.16	360.28	404.44	91%	1586			1586	100%	14664		14664	100%	470948		470948	100%
	Rajasthan	XI	15	14	762.48	73.07	643.00	716.07	94%	2571			2570	100%	18563		18563	100%	630404		629996	100%
	Rajasthan	XII	28		1453.19	67.92	615.25	683.17	47%		210		210		25397	4026	14540	57%	443757	36499	126272	28%
	Rajasthan	Uninhabited									26											
	Rajasthan	NEW	33		2819.43					104	95		95	91%	14827				244138			
	Rajasthan	DDG (NEW)									94		93									
	Rajasthan	Uninhabited									3											
	Rajasthan	Stateplan									24		24									
	Rajasthan	Uninhabited									39											
	Rajasthan	Other									4		4									
	Rajasthan	Reduction																				
	Rajasthan	Total	101	39	5477.87	185.15	1618.53	1803.68	33%	4261	495		4582	100%	73451	4026	47767	65%	1789247	36499	1227216	69%
23	Sikkim	X	2	2	90.72	8.30	74.53	82.83	91%	16			16	100%	158		158	100%	4189		4189	100%
	Sikkim	XI	2	2	121.73	10.85	97.35	108.20	89%	9			9	100%	254		254	100%	9412		9412	100%
	Sikkim	NEW	4		49.69										329				3413			
	Sikkim	Reduction																				
	Sikkim	Total	8	4	262.14	19.15	171.88	191.03	73%	25			25	100%	741		412	56%	17014		13601	80%
24	Tamilnadu	XI	26	26	341.20	35.30	312.63	347.93	102%						9673		9673	100%	501202		501202	100%
	Tamilnadu	XI-II	3		41.46	1.35	12.12	13.47	32%						729				24369		1192	5%
	Tamilnadu	NEW	27		924.11		165.51	165.51	18%						1016				897			
	Tamilnadu	Total	56	26	1306.78	36.64	490.27	526.91	40%						11418		9673	85%	526468		502394	95%
25	Telangana	X	5	5	202.83	20.63	186.23	206.86	102%						5681		5681	100%	504829		504829	100%
	Telangana	XI	5	5	107.90	20.74	85.01	105.75	98%						3495		3495	100%	204036		204036	100%

State Wise Scope & Cumulative Achievement of RE Projects

S. No.	Project name	Plan	Number of projects		Funds (Rs Crore)				Un-electrified villages (Nos.)				Intensive electrification of villages (Nos.)			BPL HH connections (Nos.)						
			covered	closed	Sanction	Loan	Subsidy	Total Release	Scope	GARV 18452 Bal UEV	Achmt 2017-18	Cum. Achmt	Scope	Achmt 2017-18	Cum. Achmt	Scope	Achmt 2017-18	Cum. Achmt				
	Telangana	NEW	10		462.31		20.20	20.20	4%					9150			415166					
	Telangana	DDG XI	39		9.26		3.89	3.89	42%								1275					
	Telangana	Total	59	10	782.30	41.37	295.33	336.70	43%					18326		9176	50%	1125306		708865	63%	
26	Tripura	X	1	1	34.94	3.31	31.63	34.94	100%	44			44	100%	72		72	100%	14260		14260	100%
	Tripura	XI	3	3	141.06	14.57	133.13	147.69	105%	97			97	100%	548		548	100%	102052		102052	100%
	Tripura	XII	8		316.23		169.98	169.98	54%	26	26		26	100%	778	23	321	41%	89604	4400	32056	36%
	Tripura	NEW	8		74.12		6.31	6.31	9%						251				2816			
	Tripura	Total	20	4	566.36	17.88	341.04	358.92	63%	167	26		167	100%	1649	23	941	57%	208732	4400	148368	71%
27	Uttar Pradesh	X	64	63	3746.31	370.42	3265.40	3635.83	97%	27901			27760	99%	2991		2991	100%	902513		901231	100%
	Uttar Pradesh	XI			44.00		27.78	27.78	63%										161526		161526	100%
	Uttar Pradesh	XI-II	22		4725.11	266.83	2245.49	2512.32	53%	551	531		593	100%	19271	796	14200	74%	854317	24744	404723	47%
	Uttar Pradesh	Uninhabited													38							
	Uttar Pradesh	XII	64		7282.81	350.65	2895.01	3245.66	45%	889	862		862	97%	68289	2847	25976	38%	3529494	117127	643129	18%
	Uttar Pradesh	Uninhabited													6							
	Uttar Pradesh	NEW	75		6946.52		722.08	722.08	10%	84	72		72	86%	16639				58132			
	Uttar Pradesh	Uninhabited													8							
	Uttar Pradesh	DDG XI	25		38.84	1.31	11.32	12.62	33%	17	11	3	5	29%					1918			
	Uttar Pradesh	Stateplan																				
	Uttar Pradesh	Uninhabited													1							
	Uttar Pradesh	Total	250	63	22783.59	989.21	9167.08	10156.29	45%	29442	1529	3	29292	99%	107190	3643	43167	40%	5507900	141871	2110609	38%
28	Uttarakhand	X	13	13	788.29	73.40	660.88	734.28	93%	1514			1514	100%	10042		10042	100%	237921		237921	100%
	Uttarakhand	NEW	13		841.91		71.21	71.21	8%	64	55	5	18	28%	4837				96359			
	Uttarakhand	Uninhabited													1							
	Uttarakhand	DDG XI	2		5.06		2.75	2.75	54%	2	20		2	100%					293			
	Uttarakhand	DDG (NEW)	13		3.31					13		1	4	31%					190			
	Uttarakhand	Total	41	13	1638.57	73.40	734.85	808.25	49%	1593	76	6	1538	97%	14879		10042	67%	334763		237921	71%
29	West Bengal	X	13	13	453.24	42.48	397.43	439.91	97%	3921			3921	100%					93110		93110	100%
	West Bengal	XI	15	14	2135.22	194.18	1731.37	1925.55	90%	262			262	100%	23726		23637	100%	2118109		2083123	98%
	West Bengal	XI-II	1		198.99	9.26	82.28	91.54	46%	17	8		8	47%	289	27	146	51%	24423	1315	6092	25%
	West Bengal	XII	7		609.61	16.79	229.52	246.31	40%	4					5628		5617	100%	248073		28715	12%
	West Bengal	NEW	19		4262.11		386.23	386.23	9%	14	14	1	10	71%	395				31305			
	West Bengal	Reduction																				
	West Bengal	Total	55	27	7659.17	262.71	2826.83	3089.55	40%	4218	22	1	4201	100%	30038	27	29400	98%	2515020	1315	2211040	88%
30	Andaman Nicobar	NEW	2		20.96																	
	Andaman Nicobar	Total	2		20.96																	
31	Dadra & Nagar Haveli	NEW	1		5.00									8					216			
	Dadra & Nagar Haveli	Total	1		5.00									8					216			

State Wise Scope & Cumulative Achievment of RE Projects

S. No.	Project name	Plan	Number of projects		Funds (Rs Crore)				Un-electrified villages (Nos.)				Intensive electrification of villages (Nos.)			BPL HH connections (Nos.)						
			covered	closed	Sanction	Loan	Subsidy	Total Release	Scope	GARV 18452 Bal UEV	Achmt 2017-18	Cum. Achmt	Scope	Achmt 2017-18	Cum. Achmt	Scope	Achmt 2017-18	Cum. Achmt				
32	Puduchhery	NEW	2		20.15		1.20	1.20	6%					17								
	Puduchhery	Total	2		20.15		1.20	1.20	6%					17								
	Total	X	235	227	12799.01	1224.10	11109.30	12333.40	96%	63876	684	46	63948	100%	97190	2	96410	99%	7664155	7452795	97%	
	Total	Uninhabited									5											
	Total	XI	341	293	20197.61	1707.60	16588.71	18296.31	91%	46976	862	4	45948	98%	212823	69	208675	98%	14572534	1243	13899407	95%
	Total	Uninhabited									3											
	Total	XI-II	72	7	9358.87	555.43	4676.65	5232.08	56%	2207	1360	1	2017	91%	52635	1998	35405	67%	4482922	157566	1771616	40%
	Total	Uninhabited									41											
	Total	XII	273		23606.40	1026.18	9259.36	10285.54	44%	9015	6921	270	6460	72%	231929	13035	83677	36%	13531839	463989	2550467	19%
	Total	Uninhabited									692											
	Total	NEW	636		41353.33		4168.34	4168.34	10%	3180	3365	232	2255	71%	185883		5500	3%	3689405	234381	650974	18%
	Total	Uninhabited									100											
	Total	Shifting of off-grid villages to grid			55.43					171												
	Total	Total NEW			41408.76					3351	3465											
	Total	Other									819		819									
	Total	All Plans	1557	527	107370.65	4513.32	45802.36	50315.68	47%	125425	14852	553	121447	97%	780460	15104	429667	55%	43940855	857179	26325259	60%
	Total	DDG XI	157		100.39	2.73	46.27	49.01	49%	52		4	31	60%					8659			
	Total	DDG XII	354		112.17	1.47	37.96	39.43	35%	39		4	39	100%					14111			
	Total	DDG (NEW)	3709		1142.04	2.15	209.91	212.06	19%	3194		177	623	20%					137326			
	Total	DDG	4220		1354.61	6.36	294.14	300.50	22%	3285	2682	185	693	21%					160096			
	Total	Uninhabited									79											
	Total	Stateplan									797	11	782									
	Total	Uninhabited									42											
	Total	Reduction																		120	120	
	Grand Total	Total	5777	527	108725.26	4519.67	46096.50	50616.18	47%	128710	18452	749	122922	96%	780460	15104	429667	55%	44100951	857059	26325259	60%

Details of Sanction of New Projects under DDUGJY

S.No	State/UT	Category of State	Grid															Off-Grid					Total (Grid + Offgrid)			
			No. of Projects	Physical						Financial									No. of Projects	Physical		Financial		Financial		
				UE villages	IE Villages	SAGY villages	Habitations	RHHs (incl BPL)	BPL HHHs	Component-wise cost (Rs Crore)										Fund Released (Rs. Cr)	Un-electrified villages (Nos.)	BPL HHHs (in nos)	Sanctioned cost (Rs cr)	Fund Released (Rs. Cr)	Funds (Rs Cr)	
										Electrification of UE villages	SAGY	Metering	RHHs access	System Strengthening	Feeder Separation	PMA charges	Total Project Cost	Sanction							Release	
1	Andhra Pradesh	Others	16		14822	38	34855	904436	713045		10.07	7.27	409.73	490.12	0.00	4.59	921.78	199.95	165	0	3048	22.09		943.87	199.95	
2	Andaman & Nicobar		2			0	0				0.00	5.86	0.00	15.00	0.00	0.10	20.96			0				20.96	0.00	
3	Arunachal Pradesh	Special	16	478		3	501	14830	6476	199.22	8.44	58.20	0.00	0.00	0.00	1.33	267.19	47.98	1176	1176	16582	159.32	24.14	426.51	72.12	
4	Assam	Special	27	864	6380	117	17023	707601	161915	406.94	50.05	70.44	458.95	281.35	0.00	6.34	1274.07	80.65	521	521	21781	294.81	83.85	1568.88	164.50	
5	Bihar	Others	38	0		4	0	0	0	0.00	1.96	141.86	0.00	1243.72	4439.69	29.14	5856.37	1002.62		0	0	0.00		5856.37	1002.62	
6	Chhattisgarh	Others	27	121	2697	15	7129	137114	77795	49.51	4.47	41.68	432.07	308.05	411.99	6.24	1254.01	158.27	850	488	51322	269.21	82.49	1523.22	240.76	
7	Goa	Others	2			3					3.17	16.74				0.09	20.00			0	0	0.00		20.00	0.00	
8	Gujarat	Others	27	0	8941	19	12171	7425	5060	0.00	2.00	193.26	282.11	245.78	196.93	4.60	924.68	165.62		0	0	0.00		924.68	165.62	
9	Haryana	Others	21	0	2642	15	2873	237769	37890	0.00	10.79	12.63	64.60	189.14	37.37	1.57	316.10	7.29		0	0	0.00		316.10	7.29	
10	Himachal Pradesh	Special	12	35	3803	1	5145	14088	3288	6.04	0.03	13.51	59.44	78.17	1.15	0.79	159.13	13.46		0	0	0.00		159.13	13.46	
11	Jammu & Kashmir	Special	21	83	2250	6	4260	106632	46586	86.53	7.01	96.39	230.37	126.99	69.20	3.08	619.57			0	0	0.00		619.57	0.00	
12	Jharkhand	Others	24	290	11510	19	21779	517417	340482	90.10	3.13	317.56	866.53	201.05	2199.49	18.39	3696.25	184.44	382	393	21208	196.18		3892.43	184.44	
13	Karnataka	Others	31	30	21023	150	33338	570861	297788	23.17	55.09	444.96	228.42	264.39	729.76	8.73	1754.52	104.33	2	3	123	0.61		1755.13	104.33	
14	Kerala	Others	14	0	1315	27	6550	191664	98527	0.00	59.15	159.15	181.59	83.08	0.00	2.41	485.38	86.93		0	0	0.00		485.38	86.93	
15	Madhya Pradesh	Others	50	99	25662	40	43277	1084714	525288	27.78	9.47	410.72	1053.31	530.19	819.52	14.25	2865.24	221.08	122	122	7100	60.93		2926.17	221.08	
16	Maharashtra	Others	37	0	30176	79	49397	1254077	395703	0.00	30.44	0.00	448.79	984.92	700.00	10.82	2174.97	252.87		0	0	0.00		2174.97	252.87	
17	Manipur	Special	3	0	182	3	309	19417	5794	0.00	0.68	0.00	54.01	0.00	0.00	0.27	54.96	4.68		0	0	0.00		54.96	4.68	
18	Meghalaya	Special	7	300	752	8	1080	39968	15280	71.53	1.08	15.24	117.38	54.80	0.00	1.30	261.33	25.51	209	209	7151	40.55	4.47	301.88	29.98	
19	Mizoram	Special	8	12	28	1	42	2239	1468	12.00	0.27	0.00	12.86	5.14	0.00	0.15	30.42			0	0	0.00		30.42	0.00	
20	Nagaland	Special	11	81	1102	2	1224	61298	21543	41.41	0.76	9.99	5.45	26.51	0.00	0.42	84.54	21.53		0	0	0.00		84.54	21.53	
21	Odisha	Others	30	521	5129	35	8594	184855	83035	301.91	36.81	440.93	424.44	302.21	140.00	8.23	1654.53	218.39	269	269	8821	95.05	17.11	1749.58	235.50	

Details of Sanction of New Projects under DDUGJY

S.No	State/UT	Category of State	Grid																Off-Grid				Total (Grid + Offgrid)				
			No. of Projects	Physical						Financial										No. of Projects	Physical		Financial		Financial		
				UE villages	IE Villages	SAGY villages	Habitations	RHHs (incl BPL)	BPL HHs	Component-wise cost (Rs Crore)											Fund Released (Rs. Cr)	Un-electrified villages (Nos.)	BPL HHs (in nos)	Sanctioned cost (Rs cr)	Fund Released (Rs. Cr)	Funds (Rs Cr)	
										Electrification of UE villages	SAGY	Metering	RHHs access	System Strengthening	Feeder Separation	PMA charges	Total Project Cost	Sanction	Release								
22	Punjab	Others	20	0	0	20	25	0	0	0.00	5.01	84.83	0.00	160.01	0.89	1.25	251.99			0	0	0.00		251.99	0.00		
23	Puducherry		2	0	17	0	17	7891	0	0.00	0.00	15.05	2.32	2.68	0.00	0.10	20.15	1.20			0			20.15	1.20		
24	Rajasthan	Others	33	104	14827	34	41347	738312	244138	23.42	11.45	352.93	1151.81	600.75	665.05	14.03	2819.44			0	0	0.00		2819.44	0.00		
25	Sikkim	Special	4		329	2	980	12266	3413		6.93	7.34	35.16			0.25	49.68			0	0	0.00		49.68	0.00		
26	Tamilnadu	Others	27	0	1016	0	1468	7068	897	0.00	0.00	119.66	56.74	617.17	125.94	4.60	924.11	165.51			0	0	0.00		924.11	165.51	
27	Telangana	Others	10	0	9150	15	21315	567463	415166	0.00	15.36	5.16	308.27	131.20	0.00	2.30	462.29	20.20			0	0	0.00		462.29	20.20	
28	Tripura	Special	8	0	251	0	388	12536	2816	0.00	0.00	36.59	28.63	8.53	0.00	0.37	74.12	6.31			0	0	0.00		74.12	6.31	
29	Uttar Pradesh	Others	75	84	16639	92	25133	684332	58132	9.48	59.74	294.10	1143.15	2147.76	3257.72	34.56	6946.51	722.08			0	0	0.00		6946.51	722.08	
30	Uttarakhand	Special	13	64	4837	5	10897	120883	96359	60.68	3.76	43.78	459.03	34.25	236.23	4.19	841.92	71.21	13	13	190	3.31		845.22	71.21		
31	West Bengal	Others	19	14	395	1	586	58987	31305	46.86	0.60	441.22	1729.93	862.34	1159.96	21.20	4262.11	386.23			0	0	0.00		4262.11	386.23	
32	Dadra & Nagar Haveli	Others	1		8	1	14	249	216		0.21	1.68	0.93	2.15		0.02	5.00			0	0	0.00		5.00	0.00		
	Total		636	3180	185883	755	351717	8266392	3689405	1456.58	397.93	3858.73	10246.02	9997.45	15190.89	205.72	41353.32	4168.34	3709	3194	137326	1142.05	212.06	42495.36	4380.41		

Shifting of off-grid Villages to Grid

1	Chhattisgarh			56						9.43						0.047	9.477									
2	Jharkhand			78						25.78						0.1289	25.9089									
3	Madhya Pradesh			37						19.94						0.1	20.04									
	Total			171	0	0	0	0	0	55.15	0	0	0	0	0	0.28	55.43									
	Grand Total			636	3351	185883	755	351717	8266392	1511.73	397.93	3858.73	10246.02	9997.45	15190.89	206.00	41408.74	4168.34	3709	3194	137326	1142.05	212.06	42550.79	4380.41	

New Projects: NIT and Award Status

Sl No.	State Name	Total No. of Projects	Awarded/ LOI issued	Departmental	Bids opened & Under Evaluation	NIT Issued & Bids yet to be opened	NIT yet to be issued	Remarks for non award for balance works (other than VE works)
1	Andhra Pradesh	16	15		1			Chipurapalli Society, partial Turnkey requested, under process with sanction desk
2	Andaman & Nicobar	2					2	NIT document under preparation by RECPDCL
3	Arunachal Pradesh	16	14		2			Tirap & Changlang under litigation
4	Assam	27			27			
5	Bihar	38	38					
6	Chhattisgarh	27	27					
7	Goa	2					2	MC minutes awaited, SAGY component to be deducted from metering amount
8	Gujarat	27		27				
9	Haryana	21	11		2	8		UHBVNL, BoD for 8 projects is 30.06.17
10	Himachal Pradesh	12		1	8		3	3 projects NIT cancelled and yet to retender
11	Jammu & Kashmir	21			13	8		a). 8 projects (Udhampur, Reasi, Leh, Kargil, Shopian, Pulwama, Ramban & Kulgam) to be implemented by PGCIL, NIT issued, BoD-07.07.17
12	Jharkhand	24	12		12	0		
13	Karnataka	31	25		5	0	1	Infrastructure comp awarded for 25 prjs & 6 prjs yet to award NIT issued for all projects for Metering & Bids yet to be opened
14	Kerala	14		14				
15	Madhya Pradesh	50	44	1	5			
16	Maharashtra	37	17		11	9		Part-A (S/S work) & part B (Lines & LT works)
17	Manipur	3	1	2				
18	Meghalaya	7	7					NIT for addl 7 projects shall be issued after receipt of approval
19	Mizoram	8	8					Awarded (Included in villages works)
20	Nagaland	11		11			0	
21	Odisha	30	30					
22	Punjab	20			20			
23	Puducherry	2					2	NIT yet to be issued
24	Rajasthan	33	33		0	0		
25	Sikkim	4					4	yet to be refloated
26	Tamilnadu	27		27				
27	Telangana	10	9				1	NIT yet to be issued for Sircilla society
28	Tripura	8			8	0		Execution on partial turnkey Erection work awarded for all projects except metering Procurement of all major material except DTR completed NIT for metering part floated & BOD-23.07.17
29	Uttar Pradesh	75	75					
30	Uttarakhand	13			13	0		
31	West Bengal	19	3		16			for 16 pkgs of system Strngth, L1 finalised but that L1 is debarred in Bihar, so decision pending
32	Dadra & Nagar Haveli	1					1	NIT yet to be issued
Total		636	369	83	143	25	16	

6. Status of Sanctioned DDG projects

S.No	State	Implementing Agency	Sanction in plan	Technology Adopted	No. of projects	No. of Districts	Capacity (KW)	UEVs covered	Villages/Hamlets covered	No. of Households covered (Incl. BPL)	No. of BPL Households covered	Effective project cost (Rs. in lakhs)	No. of Projects commissioned	No. of UEVs Commissioned	Fund Released (Rs. In Lakh)
1	Andhra Pradesh	APEPDCL	XI	SPV	57	1	365	0	57	2225	2225	1660.58	57	0	1427.4581
		APSPDCL	XII	SPV	11	1	143.5	0	11	1035	1035	469.44	7	0	0
		APEPDCL	XII	SPV	194	2	894	0	194	5592	5592	4448.69	170	0	1225.95
		APEPDCL	DDUGJY	SPV	165	1	518	0	165	3048	3048	2209.39	0	0	0
Sub Total Andhra Pradesh					427		1920.5	0	427	11900	11900	8788.1	234	0	2653.4081
2	Assam	APDCL	DDUGJY	SPV + SHLS	521	14	8949	521	521	45520	21781	29480.84	111	111	8384.88
		Sub Total Assam					521		8949	521	45520	21781	29480.84	111	111
3	Arunachal Pradesh	SECI	DDUGJY	STANDALONE	1176	17		1176	1176	16582	16582	15931.65	0	0	2413.84
		Sub Total Arunachal Pradesh					1176		0	1176	16582	16582	15931.65	0	0
4	Bihar	BSHPC	XI	Hybrid of Biomass gasifier + SPV & 7 projects are only gas based	0	0	0	0	0	0	0	0	0	0	0
		Sub Total Bihar					0		0	0	0	0	0	0	0
4	Chhattisgarh	CREDA	XI	SPV	9	2	102	8	9	645	645	345	9	8	304.29
		CREDA	XII	SPV	87	3	523	24	87	3923	3923	2431	87	24	1995.74
		CREDA	DDUGJY	SPV+SHLS	850	16	4723	488	870	51322	51322	26920.96	580	251	8249.36
		Sub Total Chhattisgarh					946		5348	520	966	55890	55890	29696.96	676
5	Jharkhand	DVC	XII	SPV	0	0	0	0	0	0	0	0	0	0	0
		JREDA	DDUGJY	SPV + SHLS	382	8	6689	393	393	25726	21208	19617.9	7	7	0
		Sub Total Jharkhand					382		6689	393	393	25726	21208	19617.9	7
6	Karnataka	GESCOM (1) & RESCOM (4)	XII	SPV	2	2	63	0	1	124	124	175.86	0	0	0
		CESC	XII	SPV	25	3	390	6	31	1716	1598	1962	8	3	529.74
		MESCO	XII	SPV	0	0	0	0	0	0	0	0	0	0	0
		CESC	XII	SPV	10	2	138.2	0	11	828	818	612	0	0	0
		MESCO	DDUGJY	SHLS	2	3		3	3	123	123	61	2	3	0
Sub Total Karnataka					39		591.2	9	46	2791	2663	2810.86	10	6	529.74
7	Kerala	KSEB	XII	SPV	15	1	131.5	0	15	731	730	531.83	7	0	138.21
		Sub Total Kerala					15		131.5	0	15	731	730	531.83	7
8	Madhya Pradesh	MPUVNL	XI	SPV	25	4	528	25	91	2859	2303	2717.02	25	25	1241.6978
			DDUGJY	SPV + SHLS	122	13	2780	122	202	12975	7100	6092.55	0	0	0
		Sub Total Madhya Pradesh					147		3308	147	293	15834	9403	8809.57	25
9	Meghalaya	MePDCL	XII	SPV	3	1	154	3	3	751	248	389.4	0	0	0
		MePDCL(106), MNREDA(10)	DDUGJY	STANDALONE	209	7		209	209	7151	7151	4055	1	1	447.4088
Sub Total Meghalaya					212		154	212	212	7902	7399	4444.4	1	1	447.4088
10	Odisha	OREDA	XII	SPV	7	1	65.5	6	7	268	43	197	0	0	53.36
			DDUGJY	SPV + SHLS	269	11	3480	269	272	11889	8821	9504.69	9	9	1710.83
Sub Total Odisha					276		3545.5	275	279	12157	8864	9701.69	9	9	1764.19
12	Rajasthan	AVVNL	XII	SPV	0	0	0	0	0	0	0	0	0	0	0
		AVVNL	XII	SPV	0	0	0	0	0	0	0	0	0	0	0
		JVVNL	XII	SPV	0	0	0	0	0	0	0	0	0	0	0
		Sub Total Rajasthan					0		0	0	0	0	0	0	0
11	Telangana	TSNPDCL	XI	SPV	39	2	202	0	39	1275	1275	925.88	34	0	389.15
		Sub Total Telangana					39		202	0	39	1275	1275	925.88	34
12	Uttar Pradesh	UPNEDA	XI	SPV	7	2	79	6	7	500	351	346	7	6	1262.47
		UPNEDA	XI	SPV	5	2	308	5	15	2055	1031	2140.8	0	0	
		UPNEDA	XI	SPV	13	1	190	6	13	1210	536	1397.3	13	6	
Sub Total Uttar Pradesh					25		577	17	35	3765	1918	3884.1	20	12	1262.47
13	Uttarakhand	UREDA	XI	Small Hydro	2	2	300	2	10	460	293	506.26	1	1	275.49
		UPCL	DDUGJY	SPV + SHLS	13	1	102	13	13	633	190	330.5	0	0	0
Sub Total Uttarakhand					15		402	15	23	1093	483	836.76	1	1	275.49
Total XI Plan					157		2074	52	241	11229	8659	10038.84	146	46	4900.5559
Total XII Plan					354		2502.7	39	360	14968	14111	11217.22	279	27	3943.00
Total DDUGJY					3709		27241	3194	3824	174969	137326	114204.48	710	382	21206.32
Total XI, XII and DDUGJY					4220		31818	3285	4425	201166	160096	135460.5	1135	455	30049.8747

Details of closed projects and Infrastructure created there under

S.No.	States	No. of Projects Closed				Final coverage & Executed Infrastructure as per closure																		
		X	XI	XI -II	Total	UEV/DEV (nos.)	IEV (nos.)	BPL Hhs (nos.)	Final Completion Cost (Rs. Lakhs)	New 33/11 kV S/s (nos.)	Aug of S/s (nos.)	33 kV line	DTs (nos.)								Total	Cap. (MVA)	11 kV line (kms.)	LT line (kms.)
													5 KVA	10 KVA	15 KVA	16 KVA	25 KVA	40 KVA	63 KVA					
1	2	3	4	5	6	7	8	9	10	11	12	13	14	15	16	17	18	19	20	21	22			
1	Andhra Pradesh	12	4	0	16	0	16114	1897972	54709.293	8	16	250.37	0	40	15236	2910	339		0	18525	283.975	4375.73	15801.54	
2	Arunachal Pradesh	2	14	0	16	2078	1305	39121	102758.52	22	1	709.5	1491	689	0	494	517		0	3191	35.174	9154.15	2426.18	
3	Assam	3	20	0	23	7991	12114	1108385	244215.13	31	1	539.25	0	1085	0	19468	8371		0	28924	531.613	30153.12	34639.53	
4	Bihar	25	11	0	36	16303	1025	859259	210908.53	81	22	1623.24	0	3070	0	23154	6915	22	0	33161	574.919	24118.39	26610.82	
5	Chhattisgarh	3	9	0	12	121	10106	303327	43933.71	11	37	1.25	0	4052	857	2548	2206		0	9663	149.293	4567.11	7105.09	
6	Gujarat	3	22	0	25	0	16144	745460	31469.23	0	0	0.00	3	346	0	1574	731		48	2702	49.96	1113.03	8861.45	
7	Haryana	4	14	0	18	0	5137	193762	15524.19	0	0	0.00	0	0	0	260	4867		459	5586	154.75	1675.64	695.83	
8	Himachal Pradesh	1	11	0	12	90	7896	15293	29748.51	1	8	0	0	15	0	237	1796		187	2235	60.623	1469.46	5843.11	
9	Jammu & Kashmir	3	9	0	12	133	1209	33470	20534.38	4	10	26.414	0	36	0	257	1679	0	0	1972	46.447	1384.05	3105.16	
10	Jharkhand	7	5	0	12	9072	3241	556249	118225.45	43	28	1004.589	0	13324	0	7562	2282		0	23168	311.282	16538.92	17121.91	
11	Karnataka	17	8	0	25	55	21150	821863	79247.17	0	5	0	0	0	86	0	13888		0	13974	348.49	3783.25	15444.30	
12	Kerala	1	6	7	14	0	1087	113305	19750.41	2	5	2.50	0	0	0	0	1825		0	1825	45.63	1939.04	3563.69	
13	Madhya Pradesh	8	8	0	16	165	12175	420002	71910.37	4	32	23.89	0	2523	721	4919	7145		0	15308	293.374	11918.97	10537.50	
14	Maharashtra	4	30	0	34	0	35325	1198861	66320.46	3	14	0.00		191	1123	279	7108		14	8715	201.80	3526.50	9845.60	
15	Manipur	2	0	0	2	168	272	11117	8421.63	2	1	74	25	128	0	61	78	0	0	292	4.331	968.09	417.82	
15	Meghalaya	2	3	0	5	1022	2425	84383	26795.13	1	0	5.77	34	412	0	686	1166		0	2298	44.416	2533.15	5906.94	
16	Mizoram	2	6	0	8	170	517	26210	31213.71	4	0	200	0	0	0	0	742			742	18.55	1407.75	811.21	
17	Nagaland	2	9	0	11	102	1152	51522	26578.39	10	26.5	216.5	0	0	0	60	849	0	0	909	22.185	1140.04	1079.85	
18	Odisha	4	23	0	27	3946	7524	685481	81301.28	8	51	106.6	0	10466	0	8066	2065		0	20597	285.341	11796.04	18605.65	
19	Punjab	0	17	0	17	0	6131	72988	3490.44	0	0	0	0	0	0	0	4198		0	4198	104.95	555.30	38.39	
20	Rajasthan	25	14	0	39	2909	24600	760824	82789.97	2	0	49.49	0	0	0	22473	5735		0	28208	502.943	13876.03	31567.56	
21	Sikkim	2	2	0	4	25	412	13601	21244.72	0	0	0	0	282	0	0	122		0	404	5.87	608.06	791.88	
22	Tamil Nadu	0	26	0	26	0	9673	501202	34120.25	0	0	0	0	0	0	4724	5405		0	10129	210.709	2646.53	1959.21	
23	Telangana	5	5	0	10	0	9176	708865	31073.06	2	0	8.17	0	653	9448	4	536		1	10642	161.777	3150.91	11897.42	
24	Tripura	1	3	0	4	141	620	106329	17421.06	6	1	102.5	0	962	0	626	237		0	1825	25.561	871.92	1879.69	
25	Uttar Pradesh	63	0	0	63	27140	2991	888013	368493.19	197	281	2937.20	0	76379	0	27388	9076		0	112843	1428.9	48300.83	22069.55	
26	Uttarakhand	13	0	0	13	1514	10042	202954	78200.09	6	13	118.45	0	508	0	9118	2872		0	12498	222.768	8582.53	11496.44	
27	West Bengal	13	14	0	27	4183	10682	1223899	139377.58	13	1	178.24	0	7514	0	4558	6174		0	18246	302.418	10362.68	24447.35	
Grand Total		227	293	7	527	77328	230245	13643717	2059775.85	461	554	8177.91	1553	122675	27471	141426	98924	22	709	392780	6428.04	222517.21	294570.67	

State-wise Implementing agency- wise New Sub-station Status (X,XI,XI,phase- II, XII & New plan)

Sl. No	Name of State	Implementing Agency	RE Components of DDUGJY																	Commissioned 2017-18	
			Nos.of New S/s Sanctioned					Nos.of New S/s Commissioned & Charged					Bal. nos. of New S/s yet to be erected								
			X	XI	XI-II	XII	New Plan	Total	X	XI	XI-II	XII	New	Total	X	XI	XI-II	XII	New		Total
1	Andaman&Nicobar	ED&AN Admin					5	5											5	5	
2	Andhra Pradesh	EPDCL	4	3			80	87	4	3					7				80	80	
		SPDCL	1				52	53	1						1				52	52	
	Total Andhra Pradesh		5	3			132	140	5	3				8					132	132	
3	Arunachal Pradesh	Power Deptt.	2	20			22	22	2	20					22						
4	Assam	APDCL	3	23		20	23	69	3	23					26			20	23	43	
		PGCIL	3	4				7	3	4					7						
	Total Assam		6	27		20	23	76	6	27				33				20	23	43	
5	Bihar	NBPDCL		35	19	38	171	263		30	11	1			42		5	8	37	171	221
		SBPDCL		2	17	8	117	144		2	14	1			17			3	7	117	127
		NHPC	11	29				29	11	29					40						
		PGCIL	71	10				10	71	10					81						
	Total Bihar		82	76	36	46	288	528	82	71	25	2		180		5	11	44	288	348	
6	Chhattisgarh	NESCL		1				1		1					1						
		PGCIL		2				2		2					2						
		CSPDCL		7	1		80	88		7	1				8				80	80	
	Total Chhattisgarh			10	1		80	91		10	1			11					80	80	
7	Gujarat	UGVCL					2	2						1	1				1	1	1
		MGVCL					16	16						8	8				8	8	8
		DGVCL					3	3						1	1				2	2	1
	Total Gujarat						21	21						10	10				11	11	10
8	Haryana	DHBVNL					5	5											5	5	
		UHBVNL					9	9											9	9	
	Total Haryana						14	14											14	14	
9	Himachal Pradesh		1				16	17	1						1				16	16	
10	Jammu & Kashmir	NHPC	3	11			14	14	3	11					14						
		JKSPDCL	1	5			40	6	1	5					6				40	40	
	Total J & K		4	16			40	60	4	16				20					40	40	
11	Karnataka	HESCOM					4	4											4	4	
12	Kerala	KSEB		2			2	4		2					2				2	2	
13	Jharkhand	DVC	24	18			42	42	24	18					42						
		JBVNL	33			7	104	144	28						28	5		7	104	116	
		NTPC	4	28				32	4	27					31		1			1	1
	Total Jharkhand		61	46		7	104	218	56	45				101	5	1	7	104	117	1	
14	Maharashtra	MSDCL		3			216	219		3					3				216	216	
15	Madhya Pradesh	NESCL	4					4	4						4						
		MPPOKVCL		1			52	53		1					1				52	52	
		MPMKVCL				34	18	52				21			21			13	18	31	1
		MPP&KVCL					65	65											65	65	
	Total MP		4	1		34	135	174	4	1		21		26			13	135	148	1	
16	Manipur	Power Deptt.	2	9		1	12	12	2	7					9		2	1	3	3	
17	Meghalaya	MSEB		5			9	14		2					2		3		9	12	
18	Mizoram	Power Deptt.	1	3		6	10	10	1	3					4			6	6	6	
19	Nagaland	Power Deptt.	2	8		1	3	14	2	8					10			1	3	4	
20	Odisha	NHPC	1	2				3	1	2					3						
		NESCL		14				14		14					14						
		PGCIL		15				15		15					15						
		CESU					6	6											6	6	
		NESCO					2	2											2	2	
		WESCO					7	7											7	7	
	Total Odisha		1	31			15	47	1	31				32					15	15	

State-wise Implementing agency- wise New Sub-station Status (X,XI,XI,phase- II, XII & New plan)

Sl. No	Name of State	Implementing Agency	RE Components of DDUGJY																	Commissioned 2017-18		
			Nos.of New S/s Sanctioned					Nos.of New S/s Commissioned & Charged					Bal. nos. of New S/s yet to be erected									
			X	XI	XI-II	XII	New Plan	Total	X	XI	XI-II	XII	New	Total	X	XI	XI-II	XII	New		Total	
21	Rajasthan	AVVNL					85	85											85	85		
		JVVNL	1				107	108	1						1				107	107		
		JdVVNL	1				16	17	1						1				16	16		
	Total Rajasthan		2				208	210	2						2				208	208		
22	Tamil Nadu	TANGEDCO					108	108											108	108		
23	Telangana	TNPDCL	2					2	2						2							
		TSSPDCL	1				84	85	1						1				84	84		
	Total Telangana		3				84	87	3						3				84	84		
24	Tripura	TSECL	1	4		9		14	1	4					5			9		9		
		PGCIL		3				3		3					3							
		NEEPCO				4		4									4		4			
	Total Tripura		1	7		13		21	1	7					8			13		13		
25	Uttar Pradesh	DVVNL	52			15	52	119	52						52			15	52	67		
		MVVNL	40			4	64	108	37						37	3		4	64	71		
		PGCIL	24		2	2		28	24		2	2			28							
		PSVVNL	20				72	92	20						20				72	72		
		PUVVNL	70				49	119	70						70				49	49		
	Total Uttar Pradesh		206		2	21	237	466	203		2	2			207	3		19	237	259	2	
26	Uttarakhand	UPCL	6				1	7	6						6				1	1		
27	West Bengal	NESCL	1					1	1						1							
		PGCIL	7	1				8	7	1					8							
		WBSEDCL	3	3		4	80	90	3	2			1		6		1	3	80	84		
		NHPC		4				4		4					4							
	Total West Bengal		11	8		4	80	103	11	7			1		19		1	3	80	84		
	Grand Total		400	275	39	153	1825	2692	392	263	28	26	10		719	8	12	11	127	1815	1973	14

State-wise Implementing agency- wise Augumentation Sub-station Status (X,XI,XI,phase- II, XII & New plan)

Sl. No	Name of State	Implementing Agency	RE Components of DDUGJY																	Commissioned 2017-18	
			Nos.of Augu S/s Sanctioned					Nos.of Commissioned & Charged					Bal.nos. Augu of S/s yet to be erected								
			X	XI	XI-II	XII	New	Total	X	XI	XI-II	XII	New	Total	X	XI	XI-II	XII	New		Total
1	Andaman&Nicobar	ED&AN Admin																			
2	Andhra Pradesh	EPDCL																			
		SPDCL																			
	Total Andhra Pradesh																				
3	Arunachal Pradesh	Power Deptt.																			
4	Assam	APDCL				59	16	75										59	16	75	
		PGCIL																			
	Total Assam					59	16	75										59	16	75	
5	Bihar	NBPDCL				164		164										164		164	
		SBPDCL				55		55										55		55	
		NHPC																			
		PGCIL																			
	Total Bihar					219		219										219		219	
6	Chhattisgarh	NESCL	5	14				19	5	13								1			1
		NHPC	12	25				37		5											
		PGCIL		6				6													
		CSPDCL		7		23	145	175		7		23								145	145
	Total Chhattisgarh		17	52		23	145	237	5	31		23						1			146
7	Gujarat	UGVCL																			
		MGVCL																			
		DGVCL																			
	Total Gujarat																				
8	Haryana	DHBVNL					1	1												1	
		UHBVNL																			
	Total Haryana						1	1												1	1
9	Himachal Pradesh							18												18	18
10	Jammu & Kashmir	NHPC		6				6		6											6
		JKSPDCL		10		1	24	35		10								1	24	25	
	Total J & K			16		1	24	41		16										25	25
11	Karnataka	HESCOM					5	5												5	5
12	Kerala	KSEB					4	4												4	4
13	Jharkhand	DVC	5	13				18	5	13											18
		JBVNL	16			52	106	174	16											52	106
		NTPC	9	12				21	9	12											21
	Total Jharkhand		30	25		52	106	213	30	25										52	106
14	Maharashtra	MSDCL						140												140	140
15	Madhya Pradesh	NESCL	22					22	22												22
		MPPOKVCL				98	139	237				88								10	139
		MPMKVCL		26		25	156	207		26		25									156
		MPPsKVCL		19		9	319	347		19		9									319
	Total MP		22	45		132	614	813	22	45		122								10	614
16	Manipur	Power Deptt.	3			4		7	3											4	4
17	Meghalaya	MSEB																			
18	Mizoram	Power Deptt.				12		12				12									12
19	Nagaland	Power Deptt.				4		4												4	4
20	Odisha	NHPC				15		15												15	15
		NESCL				95		95												95	95
		PGCIL				41		41												41	41
		CESU					13	13													13
		WESCO					36	36													36
		SOUTHCO					17	17													17
		Gajam Additional				22		22												22	22
	Total Odisha					173	66	239												173	66

State-wise Implementing agency- wise Augmentation Sub-station Status (X,XI,XI,phase- II, XII & New plan)

Sl. No	Name of State	Implementing Agency	RE Components of DDUGJY																	Commissioned 2017-18	
			Nos.of Augu S/s Sanctioned					Nos.of Commissioned & Charged					Bal.nos. Augu of S/s yet to be erected								
			X	XI	XI-II	XII	New	Total	X	XI	XI-II	XII	New	Total	X	XI	XI-II	XII	New		Total
1	2	3	4	5	6	7	8	9	10	11	12	13	14	15	16	17	18	19	20	21	22
21	Rajasthan	AVVNL				2	2									2					
		JVVNL																			
		JdVVNL				17	5										17	5			22
	Total Rajasthan					19	5										19	5			24
22	Tamil Nadu	TANGEDCO					181														181
23	Telangana	TNPDCL																			
		TSSPDCL																			
	Total Telangana																				
24	Tripura	TSECL				4	4									4					4
		PGCIL																			
		NEEPCO																			
	Total Tripura					4	4									4					4
25	Uttar Pradesh	DVVNL				87	342									87	342				429
		MVVNL				22	64				19		19			3	64				19
		PGCIL			30	6	36			30	6	36									6
		PSVVNL				87	82				33		33			54	82				136
		PUVVNL					265														265
	Total Uttar Pradesh				30	202	753	985			30	58	88			144	753				897
26	Uttarakhand	UPCL																			
27	West Bengal	NESCL																			
		PGCIL																			
		WBSEDCL				11	103	114			11		11								103
		NHPC																			
	Total West Bengal					11	103	114			11		11								103
	Grand Total		72	138	30	915	2181	3336	60	117	30	226	433		1	689	2181				2871

Status of Power Supply to Rural Areas

MONTH : May- 2017

SL. No.	Name of the State	Average Hours of Power Supply in a day To Rural Areas
1	2	3
1	Andhra Pradesh	23.75
2	Arunachal Pradesh	12.30
3	Assam	18.33
4	Bihar *	17.02
5	Chhattisgarh	23.00
6	Gujarat	24.00
7	Haryana	13.08
8	Himachal Pradesh	24.00
9	Jammu & Kashmir	14.00
10	Jharkhand	16.24
11	Karnataka	16.70
12	Kerala	23.00
13	Madhya Pradesh	22.75
14	Maharashtra	23.32
15	Manipur	21.50
16	Meghalaya	21.50
17	Mizoram	13.00
18	Nagaland	18.00
19	Odisha	21.95
20	Punjab	24.00
21	Rajasthan	22.00
22	Sikkim	17.50
23	Tamil Nadu	24.00
24	Telangana	24.00
25	Tripura	23.50
26	Uttar Pradesh *	18.28
27	Uttarakhand *	23.52
28	West Bengal	24.00

*Bihar March, Uttarakhand January and Uttar pradesh March month data has been included.