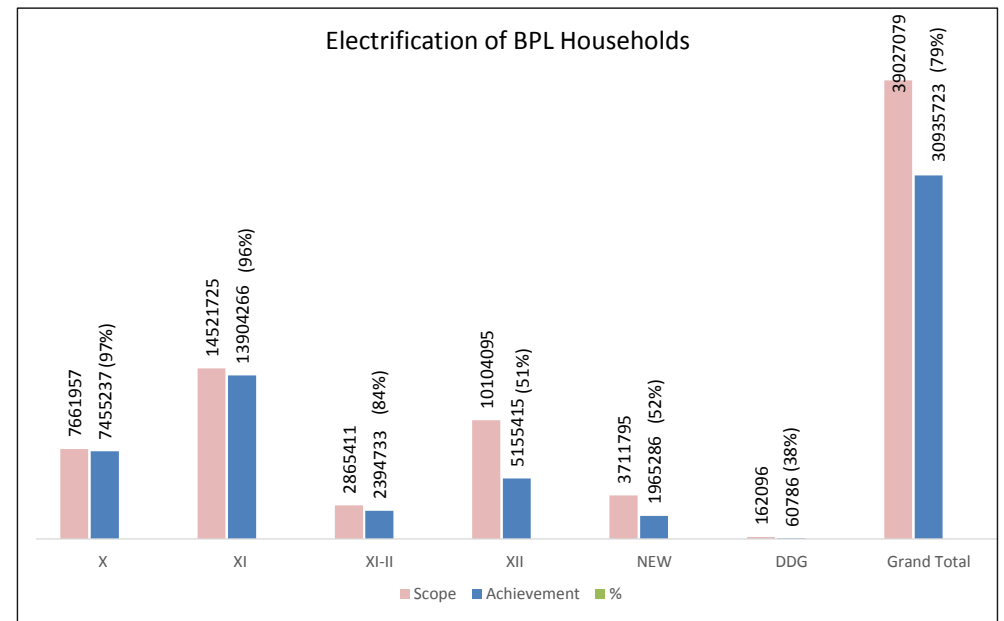
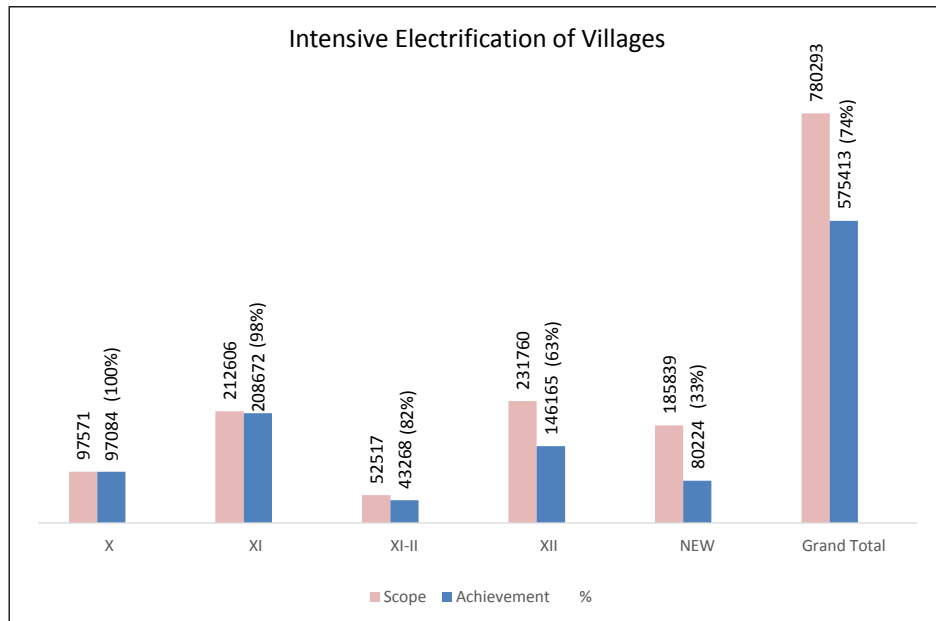
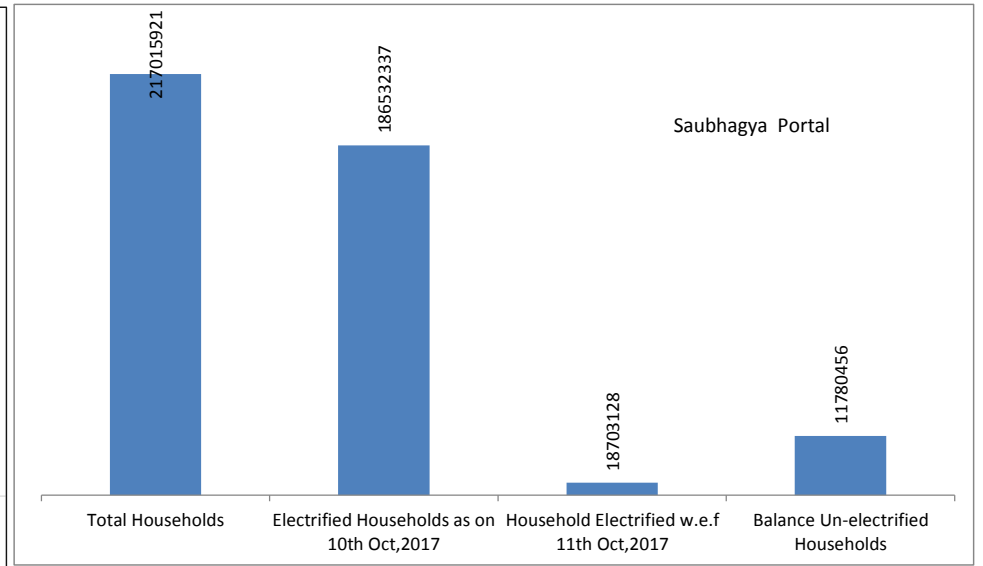
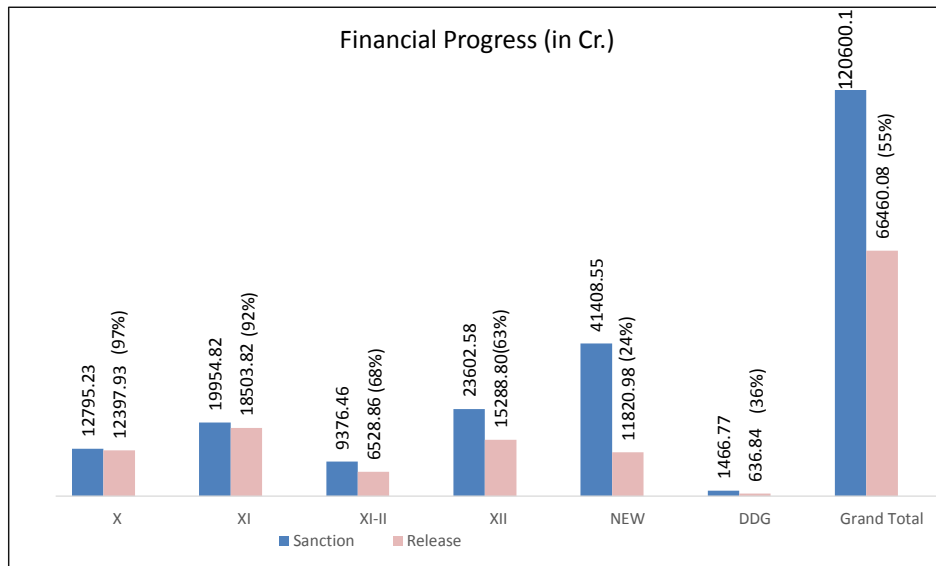


Scope & Cumulative Achievement as on 31-10-2018



Scope, Awarded & Cumulative Achievement

plan	Number of project		Financial (Rs Cr)				Physical																
	Covered	Closed	Sanction Cost	Loan	Subsidy	Release	Parameter	Intensive Elecfn Villages (Nos)	SAGY Villages (Nos)	Connections to BPL HHs (Nos)	Substation 33/11 KV				DTR		Feeder Segregation	Lines (CKm)			Energy Meters (Nos)		
											New		Augmentation		Nos	MVA	Line(CKm)	LT	11 KV Line (Excl. Feeder segregation)	33 & 66 KV	Consumer	DTR	11 KV Feeder
											Nos	MVA	Nos	MVA									
NEW	636		41408.56		11817.87	11817.87	Sanctioned Scope	185839	756	3711795	1825	12990.35	1692	7662.7	410146	16756.06	160000.19	123403.52	109835.82	25631.32	14889629	376234	29336
							Awarded scope	205291	783	3691895	1815	13164.8	1629	8243.16	410326	13423.72	167503.23	191291.82	140056.65	26335.34	15675735	356216	20783
							Achievement/Progress	80224	409	1965286	796	4908.85	862	3887.65	135709	3461.55	45483.73	93042.95	49269.52	8465.34	5918954	95078	5715
XII	273		23602.58	1550.72	13774.82	15325.54	Sanctioned Scope	231760		10104095	172	405.5	978	2107	355487	11148.49		207180.7	164774.76	2905.88			
							Awarded scope	227276		8299487	172	925.5	947	3392.75	358050	11094.9		215732.63	165812.34	2766.54	4153389	40303	272
							Achievement/Progress	146165		5155415	67	245	549	838.15	188164	3691.81		150432.6	68089.46	981.49	1557351	32796	122
XI-II	72	9	9376.46	692.48	5836.38	6528.86	Sanctioned Scope	52517		2865411	41	393.45	278	1330.68	185657	5909.33		67210.8	117768.66	1790			
							Awarded scope	52517		2796653	41	393.45	278	1330.68	185657	5909.33		67210.8	117768.66	1790			
							Achievement/Progress	43268		2394733	41	126.3	244		137134	42.2		61397.69	66711.14	995.37			
XI	349	266	19954.82	1710.19	16696.96	18407.15	Sanctioned Scope	212606		14521725	287		505		306266	5272.73		294406.78	209313.9	5872.33			
							Awarded scope	213416		14271493	287	22.1	505		306245	5272.74		294802.47	209205.66	5982.34			
							Achievement/Progress	208672		13904266	278		314		192062	3013.37		196844.68	121327.76	2802.93			
X	235	227	12795.17	1227.56	11170.37	12397.93	Sanctioned Scope	97571		7661957	402		418		278075	4244.57		162756.96	154528.57	7119.76			
							Awarded scope	97571		7568996	402		418		278075	4244.08		163059.86	154789.14	7114.58			
							Achievement/Progress	97084		7455237	402		402		250880	3843.3		144506.39	133026.93	6095.16			
DDG NEW	3869		1267.97	23.49	495.99	519.48	Sanctioned Scope			139410													
							Awarded scope	13		15525													
							Achievement/Progress			43335													
DDG XII	353		112.17	2.14	52.57	54.71	Sanctioned Scope			14027													
							Awarded scope			13150													
							Achievement/Progress			10885													
DDG XI	157		86.63	2.74	50.55	53.29	Sanctioned Scope			8659													
							Awarded scope			8766													
							Achievement/Progress			6566													
DDUGJY Additional Infra	14		11995.74		1355.25	1355.25	Sanctioned Scope																
							Awarded scope																
							Achievement/Progress																
	5958	502	120600.1	5209.32	61250.76	66460.08	Sanctioned Scope	780293	756	39027079	2727	13789.3	3871	11100.38	1535631	43331.18	160000.19	854958.76	756221.71	43319.29	14889629	376234	29336
							Awarded scope	796084	783	36665965	2717	14505.85	3777	12966.59	1538353	39944.76	167503.23	932097.58	787632.45	43988.79	19829124	396519	21055
							Achievement/Progress	575413	409	30935723	1584	5280.15	2371	4725.8	903949	14052.23	45483.73	646224.31	438424.81	19340.28	7476305	127874	5837

Performance report for FY 2018-19

Monthly Achievement During 2018-19

Month	Funds Drawn from MoP (Rs Cr) under DDUGJY	IE Villages	Electrification of Households under DDUGJY and Saubhagya	Feeder Segregation 11KV (Ckm) including New 11KV lines	Commissioning of Substations including Augmentation S/S	Distribution Transformers
Target	1242	284505	4 Crore	204541	4614	360616
April		4488	1000163	30967.03	107	80061
May	2607	9833	1501626	25104.42	135	42153
June		12858	1367905	11254.16	133	18898
July	244	7237	1692449	31754.86	98	43390
August		4271	3248231	11146.96	180	22637
September		5544	2511592	8239.36	114	22614
October		26538	3335849	9358.58	126	21363
Total achievement	2851	70769	14657815	127825.37	893	251116

Planwise Achievement During Oct, 2018

Plan	IE Villages	Electrification of Households under DDUGJY and Saubhagya	Feeder Segregation 11KV (Ckm) including New 11KV lines	Commissioning of Substations including Augmentation S/S	Distribution Transformers
X, XI					
XI - II					
XII	1572		1276.3	5	3704
NEW	24966		8082.28	121	17659
Saubhagya portal		3335849			
Total	26538	3335849	9358.58	126	21363

DDUGJY: Monthly State Wise Achievement

Name of State	Financial (Rs Cr)			Intensive Elecfn Villages (Nos)	SAGY Villages (Nos)	Rural Households (No.)		Substation 33/11 KV						DTR		Feeder Segregation (Excl. 11 KV Lines) (CKm)	Lines (CKm)			Energy Meters (Nos)			
	Loan	Subsidy	Release			BPL HHS DDUGJY	Saubhagya Portal	New		Augmentation		Total		Nos	MVA		LT	11 KV Line (Excl. Feeder segregation)	33 & 66 KV	Consumer	DTR	11 KV Feeder	
								Nos	MVA	Nos	MVA	Nos	MVA										
ANDAMAN & NICOBAR ISLANDS																							
ANDHRA PRADESH						927	7621	1			1		2426	56.16	97.34	259.35	49.47	11.76	855				
ARUNACHAL PRADESH				2		149	86					1	0.03			1		75	84	10			
ASSAM	4.36	28.44	32.8		2	641	151090					23	0.52		16.7	19.6			5				
BIHAR		130.3	130.3	837		69016	571532	30	100.65	130.7	1682	162.22	509.42	961.67	19.31	77.13	197922	1528					
CHHATTISGARH		23	23	130		667	74343	5	17.6	3	5.55	8	23.15	333	7.94	27.06	206.5	125.07	20.7	2065		123	
DADRA & NAGAR HAVELI																							
GOA																			2585				
GUJARAT												148	2.17		298.04	95.64		36595	640				
HARYANA		18.56	18.56				1409								28.44	39.56	6						
HIMACHAL PRADESH							1791								13.54								
JAMMU & KASHMIR	1.04	352.73	353.77				266423																
JHARKHAND	6.24	259.18	265.42	1424		45104	86971	3	15	3	15	3063	373.53	8.81	4234.77	1103.67	30.85	3762	840				
KARNATAKA		17	17	2015	17	24843	17067					756	26.87	571.83	215.91	360.59		18788					
KERALA						532						67	5.68		81.83	117.98		123176	634	16			
MADHYA PRADESH	0.87	21.01	21.88	189		3840	64283	5	15	1	1.9	6	16.9	505	23.59	123.56	363.72	344.57	17.42	2800	90	29	
MAHARASHTRA				17687	6	24811	143294	9	50	6	20	15	70	354	35.29	152.74	324.08	149.22	175.98				
MANIPUR						6780	40794																
MEGHALAYA		18.77	18.77				1638																
MIZORAM	0.86	7.23	8.09			73	4116								1.75	9.5							
NAGALAND		0.47	0.47				13885																
ODISHA				88		1866	287117	20	1	3.15	1	23.15	35	2.09	3.9	38.04	7.95	5.61	15772				
PUDUCHERRY																							
PUNJAB																							
RAJASTHAN		171.04	171.04	3393	7	17536	47982	17	50.4			17	50.4	6520	85.52	303.8	4975.71	2261.21	229.18	25815			
SIKKIM							122																
TAMIL NADU								7	64	5	43	12	107	42	2.26	9.44	64.24	149.1	133.69	9937			
TELANGANA						43712	130280	6	55			6	55	262	6.67	86.07	83.57	25.8					
TRIPURA		0.2	0.2																				
UTTAR PRADESH		1153.51	1153.51	224		4263	1346817	20	120	36	80	56	200	4557	82.86	1352.17	708.22	798.41	418.27	6637	3128	7	
UTTARAKHAND				549		457	28010							124	3.1	197.74	373.96	136.04					
WEST BENGAL		345.87	345.87			98	49178	1				1		465	34.43	67.7	8.63	61.6		97491			
G.Total	13.37	2547.31	2560.68	26538	32	245315	3335849	71	422	55	269.25	126	691.3	21363	910.93	3425.51	13261.17	5933.06	1152.39	544275	6949	185	

Saubhagya : Households Electrification Status All India

Sl. No	State	Total Households	Electrified Households as on 10th Oct,2017	Household Electrified w.e.f 11th Oct,2017			Balance Un-electrified Households	Household Electrification (%)
				2017-18	2018-19	Total		
1	Andhra Pradesh	11414482	11281072	81949	51461	133410		100
2	Arunachal Pradesh	322087	241467	0	2617	2617	78003	75.78
3	Assam	6433798	4539465	110836	629180	740016	1154317	82.06
4	Bihar	13968687	10714081	449016	2805590	3254606		100
5	Chhattisgarh	5630036	4955266	155490	447380	602870	71900	98.72
6	Goa	128208	128208	0	0			100
7	Gujarat	11414532	11373215	15748	25569	41317		100
8	Haryana	3437122	3408052	3497	12239	15736	13334	99.61
9	Himachal Pradesh	1856916	1836911	1943	8979	10922	9083	99.51
10	Jammu & Kashmir	2438674	2072861	0	365813	365813		100
11	Jharkhand	6501638	4808509	125389	902502	1027891	665238	89.77
12	Karnataka	10226687	9654217	59709	154787	214496	357974	96.5
13	Kerala	9813032	9813032	0	0			100
14	Madhya Pradesh	12621007	10636743	1149748	834516	1984264		100
15	Maharashtra	24105912	23303067	182896	615715	798611	4234	99.98
16	Manipur	450101	317628	746	87273	88019	44454	90.12
17	Meghalaya	617425	435963	0	41147	41147	140315	77.27
18	Mizoram	235740	212886	0	9080	9080	13774	94.16
19	Nagaland	426575	293628	473	46933	47406	85541	79.95
20	Odisha	9472365	7093503	135348	1391419	1526767	852095	91
21	Puducherry	95616	94704	0	912	912		100
22	Punjab	3689970	3689584	0	386	386		100
23	Rajasthan	12948714	10859210	212555	1111298	1323853	765651	94.09
24	Sikkim	56543	48019	0	4418	4418	4106	92.74
25	Tamil Nadu	10285848	10283678	2170	0	2170		100
26	Telangana	6887766	6435636	23803	245457	269260	182870	97.35
27	Tripura	783911	610864	1882	76687	78569	94478	87.95
28	Uttar Pradesh	33600225	21220941	1133002	4256041	5389043	6990241	79.2
29	Uttarakhand	2070599	1844335	4960	138349	143309	82955	95.99
30	West Bengal	15081705	14325592	194153	392067	586220	169893	98.87
	Total	21,70,15,921	18,65,32,337	40,45,313	146,57,815	187,03,128	1,17,80,456	

DDUGJY: Progress Report: All India																																	
Sl	Name of State	plan	Number of		Financial (Rs Cr)				Physical																								
			Covered	Closed	Sanction Cost	Loan	Subsidy	Release	Parameter	Intensive Elecfn Villages (Nos)	SAGY Villages (Nos)	Connections to BPL HHs (Nos)	Substation 33/11 KV				DTR		Feeder Segregation (Excl. 11 KV Lines) (CKm)	Lines (CKm)			Energy Meters (Nos)										
													New		Augmentation		Nos	MVA		Nos	MVA	Nos	MVA	Line(CKm)	LT	11 KV Line (Excl. Feeder segregation)	33 & 66 KV	Consumer	DTR	11 KV Feeder			
													Nos	MVA	Nos	MVA																	
1	ANDAMAN & NICOBAR ISLANDS	NEW	2	0	20.96	0	1.26	1.26	Sanctioned Scope	0	0	0	5	10.7	0	0	0	0	0	0	17	59	13	31115	174	28							
									Awarded scope																								
									Achievement/Progress	0	0	0	0	0	0	0	0	0	0	0	0	0	0	0	0	0	0	0	0	0	0	0	0
									Sanctioned Scope	0	0	0	5	10.7	0	0	0	0	0	0	0	0	0	0	0	0	17	59	13	31115	174	28	
	State Total		2	0	20.96	0	1.26	1.26	Achievement/Progress	0	0	0	0	0	0	0	0	0	0	0	0	0	0	0	0								
									Sanctioned Scope	14822	38	713045	132	656.3	0	0	20265	398.64	0	9321.43	5232.24	960.5	15779	3693	425								
									Awarded scope	14822	48	721738	139	695	0	0	21002	454.31	605	9291.86	4618.37	1051.54	14779	3618	432								
									Achievement/Progress	14822	48	718720	132	660	0	0	14254	266.73	108.64	7377.75	2771.74	947.37	855	3618	328								
	NEW	16	0	921.74	0	445.38	445.38	Sanctioned Scope	1781	0	226084	3	0	0	3269	52	0	1891.56	793.32	90.14	0	0	0	0									
								Awarded scope	1781	0	226084	3	0	0	3269	52	0	1891.56	793.32	90.14	0	0	0	0									
								Achievement/Progress	1781	0	226084	3	0	0	3269	52	0	1891.56	793.32	90.14	0	0	0	0									
								Sanctioned Scope	14333	0	1771878	5	16	0	15256	230.49	0	13909.98	3582.41	160.23	0	0	0	0									
	XI	4	4	95.77	9.58	86.2	95.78	Achievement/Progress	14333	0	1771878	5	16	0	15256	230	0	13909.98	3582.41	160.23	0	0	0	0									
								Sanctioned Scope	0	0	2106	0	0	0	0	0	0	0	0	0	0	0	0	0									
								Awarded scope	0	0	2106	0	0	0	0	0	0	0	0	0	0	0	0	0									
								Achievement/Progress	0	0	2106	0	0	0	0	0	0	0	0	0	0	0	0	0									
	X	12	12	460.44	48.3	412.05	460.35	Sanctioned Scope	0	0	6627	0	0	0	0	0	0	0	0	0	0	0	0										
								Awarded scope	0	0	6627	0	0	0	0	0	0	0	0	0	0	0	0										
								Achievement/Progress	0	0	6627	0	0	0	0	0	0	0	0	0	0	0	0	0									
								Sanctioned Scope	0	0	2225	0	0	0	0	0	0	0	0	0	0	0	0	0									
	DDG NEW	229	0	19.35	0	0	0	Achievement/Progress	0	0	4577	0	0	0	0	0	0	0	0	0	0	0	0										
								Sanctioned Scope	0	0	2225	0	0	0	0	0	0	0	0	0	0	0	0	0									
								Awarded scope	0	0	2225	0	0	0	0	0	0	0	0	0	0	0	0	0									
								Achievement/Progress	0	0	1884	0	0	0	0	0	0	0	0	0	0	0	0	0									
	DDG XII	205	0	49.18	2	17.97	19.97	Sanctioned Scope	0	0	2225	0	0	0	0	0	0	0	0	0	0	0	0										
								Awarded scope	0	0	2225	0	0	0	0	0	0	0	0	0	0	0	0										
								Achievement/Progress	0	0	1884	0	0	0	0	0	0	0	0	0	0	0	0	0									
								Sanctioned Scope	0	0	0	0	0	0	0	0	0	0	0	0	0	0	0	0									
	DDG XI	57	0	16.61	1.43	12.85	14.28	Achievement/Progress	0	0	0	0	0	0	0	0	0	0	0	0	0	0											
								Sanctioned Scope	0	0	0	0	0	0	0	0	0	0	0	0	0	0	0										
								Awarded scope	0	0	0	0	0	0	0	0	0	0	0	0	0	0	0	0									
								Achievement/Progress	0	0	0	0	0	0	0	0	0	0	0	0	0	0	0	0									
2	ANDHRA PRADESH	DDUGJY Additional Infra	1	0	292.13	0	0	Achievement/Progress	0	0	0	0	0	0	0	0	0	0	0	0	0	0											
								Sanctioned Scope	30936	38	2721965	140	656.3	16	0	38790	681.13	0	25122.97	9607.97	1210.87	15779	3693	425									
								Awarded scope	30936	48	2730658	147	695	16	0	39527	736.31	605	25093.4	8994.1	1301.91	14779	3618	432									
								Achievement/Progress	30936	48	2725249	140	660	16	0	32779	548.73	108.64	23179.29	7147.47	1197.74	855	3618	328									
	State Total		524	16	1855.22	61.31	974.45	1035.76	Sanctioned Scope	0	3	6476	0	0	0	533	14.58	0	593.3	975.74	0	107299	1839	413									
									Awarded scope	151	3	6280	0	0	0	519	14.24	0	541.64	945.31	0	95642	1626	399									
									Achievement/Progress	119	2	4471	0	0	0	472	12.94	0	419.51	758.3	0	63384	1182	252									
									Sanctioned Scope	1133	0	42320	20	0	0	2909	33	0	2284.9	8834.26	680.4	0	0	0									
	NEW	16	0	267.19	0	111.88	111.88	Awarded scope	1133	0	42320	20	0	0	2909	33	0	2284.9	8834.26	680.4	0	0	0										
								Achievement/Progress	1133	0	42320	20	0	0	2909	33	0	2284.9	8834.26	680.4	0	0	0										
								Sanctioned Scope	172	0	9301	2	1	0	282	3	0	141.28	319.89	29.1	0	0	0										
								Awarded scope	172	0	9301	2	1	0	282	3	0	141.28	319.89	29.1	0	0	0										
	XI	14	14	953.98	25.47	845.71	871.18	Achievement/Progress	1133	0	42320	20	0	0	2909	33	0	2284.9	8834.26	680.4	0	0	0										
								Sanctioned Scope	172	0	9301	2	1	0	282	3	0	141.28	319.89	29.1	0	0	0										
								Awarded scope	172	0	9301	2	1	0	282	3	0	141.28	319.89	29.1	0	0	0										
								Achievement/Progress	172	0	9301	2	1	0	282	3	0	141.28	319.89	29.1	0	0	0										
	X	2	2	75.85	4.07	68.24	72.31	Sanctioned Scope	0	0	16582	0	0	0	0	0	0	0	0	0	0	0	0										
								Awarded scope	0	0	13179	0	0	0	0	0	0	0	0	0	0	0	0	0									
								Achievement/Progress	0	0	2131	0	0	0	0	0	0	0	0	0	0	0	0	0									
								Sanctioned Scope	1305	3	74679	22	0	1	0	3724	50.58	0	3019.48	10129.89	709.5	107299	1839	413									
	State Total		1208	16	1456.33	29.54	1049.97	1079.51	Awarded scope	1456	3	71080	22	0	1	0	3710	50.24	0	2967.82	10099.46	709.5	95642	1626	399								
									Achievement/Progress	1424	2	58223	22	0	1	0	3663	48.94	0	2845.69	9912.45	709.5	63384	1182	252								
									Sanctioned Scope	6380	117	161915	23	140	15	37.2	5144	185.17	0	4843.9	5195.1	332	0	16097	300								
									Awarded scope	817	139	187903	16	80	3	10	5955	218.98	0	6250.08	7516.69	141.17	0	5633	72								
	NEW	27	0	1274.07	0	299.97	299.97	Achievement/Progress	783	7	48689	0	0	0	1725	70.44	0	2587.43	2037.05	0	0	1660	0										
								Sanctioned Scope	10260	0	541953	20	104	59	294	16374	449.8	0	16048.84	7155.42	417.5	0	0	0									
								Awarded scope	10260	0	538646	20	104	59	294	16374	449.8	0	16048.84	7155.42	417.5	0	0	0									
								Achievement/Progress	5825	0	238777	1	5	26	20	6522	128.86	0	8407.09	4610.35	173.8	0	0	0									
	XII	16	0	1621.08	102.4	910.18	1012.58	Sanctioned Scope	11099	0	1082638	27	0	1	0	29190	536	0	35002.21	30127.02	450.27	0	0	0									
								Awarded scope	11099	0	1082638	27	0	1	0	29190	536	0	35002.21	30127.02	450.27	0	0	0									
								Achievement/Progress	11099	0	1082638	27	0	1	0	29190	536	0	35002.21	30127.02	450.27	0	0	0									
								Sanctioned Scope	1744	0	127573	6	0	0	0	2435	44	0	2582.22	2082.31	109.83	0	0	0									
	XI	21	21	2419.74	245.12	2203.43	2448.55	Achievement/Progress	1744	0	127573	6	0	0	2435	44	0	2582.22	2082.31	109.83	0	0	0										
								Sanctioned Scope	1744	0	127573	6	0	0	2435	44	0	2582.22	2082.31	109.83	0	0	0										
								Awarded scope	1744	0	127573	6	0	0	2435	44	0	2582.22	2082.31	109.83	0	0	0										
								Achievement/Progress	1744	0	127573	6	0	0	2435	44	0	2582.22	2082.31	109.83	0	0	0										

DDUGJY: Progress Report: All India																														
Sl	Name of State	plan	Number of		Financial (Rs Cr)				Physical																					
			Covered	Closed	Sanction Cost	Loan	Subsidy	Release	Parameter	Intensive Elecnr Villages (Nos)	SAGY Villages (Nos)	Connections to BPL HHs (Nos)	Substation 33/11 KV				DTR		Feeder Segregation (Excl. 11 KV Lines) (CKm)	Lines (CKm)			Energy Meters (Nos)							
													New		Augmentation		Nos	MVA		Nos	MVA	Nos	MVA	Line(CKm)	LT	11 KV Line (Excl. Feeder segregation)	33 & 66 KV	Consumer	DTR	11 KV Feeder
													Nos	MVA	Nos	MVA														
	State Total		996	11	3274.29	0	2030.19	2030.19	Sanctioned Scope	21842	15	1471610	101	277.35	190	217.25	40888	815.39	5846.73	31482.26	23872.33	1585.25	44790	807	3382					
									Awarded scope	22088	0	809947	101	277.35	190	217.26	41758	1055.39	5731.8	33966.48	23554.29	1411.55	40939	711	3382					
									Achievement/Progress	21072	0	1256965	81	203.8	151	142.6	30760	303.77	799.72	26698.85	16743.47	624.1	4534	0	2759					
									Sanctioned Scope	8	1	216	0	0	0	0	14	1.4	0	3.24	37.93	0	3452	352	34					
									Awarded scope	0	0	0	0	0	0	0	0	0	0	0	0	0	0	0	0					
7	DADRA & NAGAR HAVELI	NEW	1	0	5	0	0.9	0.9	Achievement/Progress	0	0	0	0	0	0	0	0	0	0	0	0	0	0	0	0					
									Sanctioned Scope	8	1	216	0	0	0	0	14	1.4	0	3.24	37.93	0	3452	352	34					
									Awarded scope	0	0	0	0	0	0	0	0	0	0	0	0	0	0	0	0					
	State Total		1	0	5	0	0.9	0.9	Achievement/Progress	0	0	0	0	0	0	0	0	0	0	0	0	0	0	0	0					
									Sanctioned Scope	0	3	0	0	0	0	0	0	0	0	0	0	0	115276	0	0					
									Awarded scope	0	0	0	0	0	0	0	0	0	0	0	0	0	188374	0	0					
8	GOA	NEW	2	0	20	0	1.2	1.2	Achievement/Progress	0	0	0	0	0	0	0	0	0	0	0	0	0	16786	0	0					
									Sanctioned Scope	0	3	0	0	0	0	0	0	0	0	0	0	0	115276	0	0					
									Awarded scope	0	0	0	0	0	0	0	0	0	0	0	0	0	188374	0	0					
	State Total		2	0	20	0	1.2	1.2	Achievement/Progress	0	0	0	0	0	0	0	0	0	0	0	0	0	16786	0	0					
									Sanctioned Scope	8941	19	5060	21	455	0	17466	370.11	354.3	2525.04	2309.21	87	939771	56805	0	0					
									Awarded scope	8941	19	8027	14	405	0	18998	416.16	1027.8	20810.46	8674.49	72	1383448	58048	0	0					
									Achievement/Progress	8941	19	5060	10	300	0	17156	384.85	887.5	18017.55	7524.08	39.93	1237489	51120	0	0					
									Sanctioned Scope	14053	0	677504	0	0	0	2306	40	0	7011.96	988.78	0	0	0	0	0					
									Awarded scope	14053	0	677504	0	0	0	2306	40	0	7011.95	988.77	0	0	0	0	0					
									Achievement/Progress	14053	0	677504	0	0	0	2306	40	0	7011.95	988.77	0	0	0	0	0					
									Sanctioned Scope	2091	0	165441	0	0	0	396	12	0	1849.49	124.26	0	0	0	0	0					
									Awarded scope	2091	0	165441	0	0	0	396	12	0	1849.5	124.26	0	0	0	0	0					
9	GUJARAT	X	3	3	65.16	6.5	58.43	64.93	Achievement/Progress	2091	0	165441	0	0	0	396	12	0	1849.5	124.26	0	0	0	0	0					
									Sanctioned Scope	25085	19	848005	21	455	0	20168	422.11	354.3	11386.49	3422.25	87	939771	56805	0	0					
									Awarded scope	25085	19	850972	14	405	0	21700	468.16	1027.8	29671.91	9787.52	72	1383448	58048	0	0					
	State Total		52	25	1239.75	30.08	760.72	790.8	Achievement/Progress	25085	19	848005	10	300	0	19858	436.85	887.5	26879	8637.11	39.93	1237489	51120	0	0					
									Sanctioned Scope	2642	15	60016	14	162.5	1	5.7	3536	267.61	460.77	1719.12	1159.8	123	33007	57	994					
									Awarded scope	1602	15	49798	13	150	1	5.7	3509	283.87	304.9	2036.19	1753.2	107.32	49080	0	6					
									Achievement/Progress	91	7	3646	0	0	0	554	34.34	125.5	1014.22	670.48	9.91	22136	0	0						
									Sanctioned Scope	625	0	21432	0	0	0	500	10.33	0	191.84	113.14	0	0	0	0						
									Awarded scope	625	0	0	0	0	0	500	10.33	0	191.84	113.14	0	0	0	0						
									Achievement/Progress	0	0	0	0	0	0	0	0	0	0	0	0	0	0	0	0					
									Sanctioned Scope	4161	0	164025	0	0	0	4693	125	0	534.93	726.26	0	0	0	0	0					
									Awarded scope	4161	0	164025	0	0	0	4693	125	0	534.93	726.27	0	0	0	0	0					
									Achievement/Progress	4161	0	164025	0	0	0	4693	125	0	534.93	726.27	0	0	0	0	0					
									Sanctioned Scope	976	0	34555	0	0	0	893	29	0	160.9	949.37	0	0	0	0	0					
									Awarded scope	976	0	34555	0	0	0	893	29	0	160.9	949.37	0	0	0	0	0					
10	HARYANA	X	4	4	38.67	3.72	32.24	35.96	Achievement/Progress	976	0	34555	0	0	0	893	29	0	160.9	949.37	0	0	0	0	0					
									Sanctioned Scope	8404	15	280028	14	162.5	1	5.7	9622	431.94	460.77	2606.79	2948.57	123	33007	57	994					
									Awarded scope	7364	15	248378	13	150	1	5.7	9595	448.2	304.9	2923.85	3541.97	107.32	49080	0	6					
	State Total		42	18	489.11	15.69	207.85	223.54	Achievement/Progress	5228	7	202226	0	0	0	6140	188.34	125.5	1710.05	2346.11	9.91	22136	0	0						
									Sanctioned Scope	3803	1	3288	16	58.7	29	61.35	321	16.87	0	1338.7	454.17	74.7	132661	412	18					
									Awarded scope	3606	1	3369	13	49.15	15	61.75	292	15.95	14	1390.8	422.38	71.7	127237	412	18					
									Achievement/Progress	27	0	0	0	0	0	0	0	0	17.26	0	0	228	0	0	0					
									Sanctioned Scope	7467	0	14931	0	0	0	2060	57	0	5428.91	1284.1	0	0	0	0						
									Awarded scope	7467	0	14931	0	0	0	2060	57	0	5428.9	1284.09	0	0	0	0	0					
									Achievement/Progress	7467	0	14931	0	0	0	2060	57	0	5428.9	1284.09	0	0	0	0	0					
									Sanctioned Scope	1103	0	832	1	0	4	0	175	2.82	0	472.19	212.5	64	0	0	0					
									Awarded scope	1103	0	832	1	0	4	0	175	2.82	0	472.19	212.5	64	0	0	0					
11	HIMACHAL PRADESH	X	1	0	66.51	5.97	53.69	59.66	Achievement/Progress	1103	0	832	1	0	4	0	0	0	2.45	0	0	0	0	0	0					
									Sanctioned Scope	12373	1	19051	17	58.7	37	61.35	2556	76.69	0	7239.8	1950.77	138.7	132661	412	18					
									Awarded scope	12176	1	19132	14	49.15	23	61.75	2527	75.77	14	7291.89	1918.97	135.7	127237	412	18					
	State Total		24	11	484.52	33.69	289.54	323.23	Achievement/Progress	8597	0	15763	1	0	8	0	2060	57	0	5448.61	1284.09	0	228	0	0					
									Sanctioned Scope	2250	6	46586	40	249.55	25	100.15	2395	134.18	912.51	2923.43	2976.13	440	397417	7601	819					
									Awarded scope	2113	6	40614	19	108.2	14	55.6	1419	76.01	339.08	2043.54	1906.84	148.68	102913	2652	211					

DDUGJY: Progress Report: All India																											
Sl	Name of State	plan	Number of		Financial (Rs Cr)				Physical																		
			Covered	Closed	Sanction Cost	Loan	Subsidy	Release	Parameter	Intensive Elecnr Villages (Nos)	SAGY Villages (Nos)	Connections to BPL HHs (Nos)	Substation 33/11 KV				DTR		Feeder Segregation (Excl. 11 KV Lines) (CKm)	Lines (CKm)			Energy Meters (Nos)				
													New		Augmentation		Nos	MVA		Line(CKm)	LT	11 KV Line (Excl. Feeder segregation)	33 & 66 KV	Consumer	DTR	11 KV Feeder	
													Nos	MVA	Nos	MVA											
17	MAHARASHTRA	XI-II	1	0	33.64	1.01	9.91	10.92	Achievement/Progress	829	0	14444	0	0	0	0	300	7.5	0	591.06	198.4	0	0	0	0		
			Sanctioned Scope	31034	0	997937	3	0	14	0	7419	173	0	8749.09	3018.99	0	0	0	0								
			Awarded scope	31034	0	997937	3	0	14	0	7419	173	0	8749.09	3018.99	0	0	0	0								
			XI	30	30	576.71	55	506.12	561.12	Achievement/Progress	31034	0	997937	3	0	14	0	7419	173	0	8749.09	3018.99	0	0	0	0	
				Sanctioned Scope	4291	0	208969	0	0	0	0	1296	28	0	1096.51	507.51	0	0	0	0							
				Awarded scope	4291	0	208969	0	0	0	0	1296	28	0	1096.51	507.51	0	0	0	0							
		X	4	4	86.88	8.69	77.34	86.03	Achievement/Progress	4291	0	208969	0	0	0	0	1296	28	0	1096.51	507.51	0	0	0	0		
			Sanctioned Scope	0	0	0	0	0	0	0	0	0	0	0	0	0	0	0	0	0							
			Awarded scope	0	0	0	0	0	0	0	0	0	0	0	0	0	0	0	0	0							
		DDUGJY Additional Infra	1	0	368.92	0	0	0	0	Achievement/Progress	0	0	0	0	0	0	0	0	0	0	0	0	0	0	0		
			Sanctioned Scope	66640	79	1621888	219	1114.25	118	418.05	20164	1181.27	11239.72	16489.92	9093.2	2925.05	0	0	0								
			Awarded scope	66641	79	1607789	219	1110	111	555	19311	1112.11	11104	16856.11	8784.61	2887.12	0	0	0								
State Total			73	34	3241.1	64.7	984.25	1048.95	Achievement/Progress	54076	62	1331622	109	550	96	450	12216	488.85	3378.23	12197	5522.33	1324.72	0	0	0		
18	MANIPUR	NEW	3	0	54.96	0	13.13	13.13	Sanctioned Scope	182	3	5794	0	0	0	0	315	27.76	0	409.86	324.67	0	0	0	0		
			Awarded scope	182	3	5731	0	0	0	0	306	27.21	0	403.1	333.37	0	0	0	0								
			Achievement/Progress	5	1	4108	0	0	0	0	1	0	0	7.72	1.5	0	0	0	0								
			Sanctioned Scope	1590	0	24362	1	0	4	0	445	13.98	0	457.47	1229.6	28	0	0	0								
			Awarded scope	1590	0	24362	1	0	4	0	445	13.98	0	457.47	1229.6	0	0	0	0								
			XII	6	0	222.17	13.19	118.12	131.31	Achievement/Progress	135	0	21991	1	0	3	0	413	13.07	0	409.1	911.55	0	0	0	0	
		Sanctioned Scope		1108	0	92915	13	0	2	0	1377	22.78	0	2675.6	1746.3	162	0	0	0								
		Awarded scope		1108	0	92915	13	0	2	0	1377	22.77	0	2675.6	1746.3	162	0	0	0								
		XI	7	0	349.21	30.39	262.75	293.14	Achievement/Progress	1052	0	59070	12	0	2	0	0	0	0	0	0	0	0	0	0		
			Sanctioned Scope	272	0	11117	2	0	1	0	292	4	0	417.82	968.09	74	0	0	0								
			Awarded scope	272	0	11117	2	0	1	0	292	4	0	417.82	968.09	74	0	0	0								
		X	2	2	84.22	8.26	75.8	84.06	Achievement/Progress	272	0	11117	2	0	1	0	292	4	0	417.82	968.09	74	0	0	0		
			Sanctioned Scope	0	0	3026	0	0	0	0	0	0	0	0	0	0	0	0	0	0							
			Awarded scope	0	0	3026	0	0	0	0	0	0	0	0	0	0	0	0	0	0							
		DDG NEW	94	0	17.05	0	12.86	12.86	Achievement/Progress	0	0	0	0	0	0	0	0	0	0	0	0	0	0	0	0		
			Sanctioned Scope	0	0	0	0	0	0	0	0	0	0	0	0	0	0	0	0	0	0	0	0	0			
			Awarded scope	0	0	0	0	0	0	0	0	0	0	0	0	0	0	0	0	0	0	0	0	0			
		DDUGJY Additional Infra	1	0	60.27	0	0	0	0	Achievement/Progress	0	0	0	0	0	0	0	0	0	0	0	0	0	0	0		
			Sanctioned Scope	3152	3	137214	16	0	7	0	2429	68.52	0	3960.75	4268.66	264	0	0	0								
			Awarded scope	3152	3	134125	16	0	7	0	2420	67.96	0	3953.99	4277.36	236	0	0	0								
		State Total			113	2	787.88	51.84	482.66	534.5	Achievement/Progress	1464	1	96286	15	0	6	0	706	17.07	0	834.64	1881.14	74	0	0	0
		19	MEGHALAYA	NEW	7	0	261.33	0	70.71	70.71	Sanctioned Scope	752	8	15280	9	22.5	2	3.4	1053	46.97	0	1749.94	1349.53	112	0	1044	207
					Awarded scope	0	0	0	0	0	0	0	0	0	0	0	0	0	0	0	0	0	0	0	0	0	
					Achievement/Progress	0	0	0	0	0	0	0	0	0	0	0	0	0	0	0	0	0	0	0	0	0	0
Sanctioned Scope	2330				0	84552	5	0	0	0	2659	47.59	0	7689.82	4198	132.47	0	0	0								
Awarded scope	2330				0	84770	5	0	0	0	2659	47.6	0	7689.82	4198	132.47	0	0	0								
XI	5				3	402.4	38.07	342.54	380.61	Achievement/Progress	2267	0	83308	3	0	0	0	1621	30	0	5117.22	2113.69	5.77	0	0	0	
	Sanctioned Scope			680	0	21149	0	0	0	0	677	14	0	789.72	419.46	0	0	0	0								
	Awarded scope			680	0	21149	0	0	0	0	677	14	0	789.72	419.46	0	0	0	0								
X	2			2	49.01	4.9	44.1	49	Achievement/Progress	680	0	21149	0	0	0	0	677	14	0	789.72	419.46	0	0	0	0		
	Sanctioned Scope			0	0	7151	0	0	0	0	0	0	0	0	0	0	0	0	0	0							
	Awarded scope			0	0	0	0	0	0	0	0	0	0	0	0	0	0	0	0	0							
DDG NEW	209			0	40.55	0	14.44	14.44	Achievement/Progress	0	0	2544	0	0	0	0	0	0	0	0	0	0	0	0	0		
	Sanctioned Scope			0	0	248	0	0	0	0	0	0	0	0	0	0	0	0	0	0	0	0	0	0	0		
	Awarded scope			0	0	248	0	0	0	0	0	0	0	0	0	0	0	0	0	0	0	0	0	0	0		
DDG XII	3			0	3.89	0	0	0	0	Achievement/Progress	0	0	0	0	0	0	0	0	0	0	0	0	0	0	0		
	Sanctioned Scope			0	0	0	0	0	0	0	0	0	0	0	0	0	0	0	0	0	0	0	0	0	0		
	Awarded scope			0	0	0	0	0	0	0	0	0	0	0	0	0	0	0	0	0	0	0	0	0	0		
DDUGJY Additional Infra	1			0	207.96	0	0	0	0	Achievement/Progress	0	0	0	0	0	0	0	0	0	0	0	0	0	0	0		
	Sanctioned Scope			3762	8	128380	14	22.5	2	3.4	4389	108.56	0	10229.48	5966.99	244.47	0	1044	207								
	Awarded scope			3010	0	106167	5	0	0	0	3336	61.6	0	8479.54	4617.46	132.47	0	0	0								
State Total				227	5	965.14	42.97	471.79	514.76	Achievement/Progress	2947	0	107001	3	0	0	0	2298	44	0	5906.94	2533.15	5.77	0	0	0	

DDUGJY: Progress Report: All India																									
Sl	Name of State	plan	Number of		Financial (Rs Cr)				Physical																
			Covered	Closed	Sanction Cost	Loan	Subsidy	Release	Parameter	Intensive Elecfn Villages (Nos)	SAGY Villages (Nos)	Connections to BPL HHs (Nos)	Substation 33/11 KV				DTR		Feeder Segregation (Excl. 11 KV Lines) (CKm)	Lines (CKm)			Energy Meters (Nos)		
													New		Augmentation		Nos	MVA		Line(CKm)	LT	11 KV Line (Excl. Feeder segregation)	33 & 66 KV	Consumer	DTR
			Nos	MVA	Nos	MVA																			
	Plan Wise Total	XII	273	0	23602.58	1550.72	13774.82	15325.54	Total Achievement/Progress	146165	0	5155415	67	245	549	838.15	188164	3691.81	0	150432.6	68089.46	981.49	1557351	32796	122
								Total Sanctioned Scope	52517	0	2867188	41	393.45	278	1330.68	185657	5909.33	0	67210.8	117768.66	1790	0	0	0	
								Total Awarded scope	52517	0	2796653	41	393.45	278	1330.68	185657	5909.33	0	67210.8	117768.66	1790	0	0	0	
	Plan Wise Total	XI-II	72	9	9376.46	692.48	5836.38	6528.86	Total Achievement/Progress	43268	0	2394733	41	126.3	244	0	137134	42.2	0	61397.69	66711.14	995.37	0	0	0
								Total Sanctioned Scope	212606	0	14521725	287	0	505	0	306266	5272.73	0	294406.78	209313.9	5872.33	0	0	0	
								Total Awarded scope	213416	0	14271493	287	22.1	505	0	306245	5272.74	0	294802.47	209205.66	5982.34	0	0	0	
	Plan Wise Total	XI	349	266	19954.82	1710.19	16696.96	18407.15	Total Achievement/Progress	208672	0	13904266	278	0	314	0	192062	3013.37	0	196844.68	121327.76	2802.93	0	0	0
								Total Sanctioned Scope	97571	0	7661957	402	0	418	0	278075	4244.57	0	162756.96	154528.57	7119.76	0	0	0	
								Total Awarded scope	97571	0	7568996	402	0	418	0	278075	4244.08	0	163059.86	154789.14	7114.58	0	0	0	
	Plan Wise Total	X	235	227	12795.17	1227.56	11170.37	12397.93	Total Achievement/Progress	97084	0	7455237	402	0	402	0	250880	3843.3	0	144506.39	133026.93	6095.16	0	0	0
								Total Sanctioned Scope	0	0	139410	0	0	0	0	0	0	0	0	0	0	0	0	0	
								Total Awarded scope	13	0	15525	0	0	0	0	0	0	0	0	0	0	0	0	0	
	Plan Wise Total	DDG NEW	3869	0	1267.97	23.49	495.99	519.48	Total Achievement/Progress	0	0	43335	0	0	0	0	0	0	0	0	0	0	0	0	0
								Total Sanctioned Scope	0	0	14027	0	0	0	0	0	0	0	0	0	0	0	0	0	
								Total Awarded scope	0	0	13150	0	0	0	0	0	0	0	0	0	0	0	0	0	
	Plan Wise Total	DDG XII	353	0	112.17	2.14	52.57	54.71	Total Achievement/Progress	0	0	10885	0	0	0	0	0	0	0	0	0	0	0	0	0
								Total Sanctioned Scope	0	0	8659	0	0	0	0	0	0	0	0	0	0	0	0	0	
								Total Awarded scope	0	0	8766	0	0	0	0	0	0	0	0	0	0	0	0	0	
	Plan Wise Total	DDG XI	157	0	86.63	2.74	50.55	53.29	Total Achievement/Progress	0	0	6566	0	0	0	0	0	0	0	0	0	0	0	0	0
								Total Sanctioned Scope	0	0	0	0	0	0	0	0	0	0	0	0	0	0	0	0	
								Total Awarded scope	0	0	0	0	0	0	0	0	0	0	0	0	0	0	0	0	
	Plan Wise Total	DDUGJY Additional Infra	14	0	11995.74	0	1355.25	1355.25	Total Achievement/Progress	0	0	0	0	0	0	0	0	0	0	0	0	0	0	0	
								Total Sanctioned Scope	780293	756	39028856	2727	13789.3	3871	11100.38	1535631	43331.18	160000.19	854958.76	756221.71	43319.29	14889629	376234	29336	
								Total Awarded scope	796084	783	36665965	2717	14505.85	3777	12966.59	1538353	39944.76	167503.23	932097.58	787632.45	43988.79	19829124	396519	21055	
	Grand Total		5958	502	120600.1	5209.32	61250.76	66460.08	Total Achievement/Progress	575413	409	30935723	1584	5280.15	2371	4725.8	903949	14052.23	45483.73	646224.31	438424.81	19340.28	7476305	127874	5837

DDG: Status of Sanctioned DDG projects as on 31.10.2018

S.No	State	Implementing Agency	Sanction in plan	Technology Adopted	No. of projects	No. of Districts	Capacity (KW)	Villages/Hamlets covered	No. of Households covered (Incl. BPL)	No. of BPL Households covered	Effective project cost (Rs. in lakhs)	No. of Projects commissioned	Fund Released (Rs. In Lakh)
1	Andhra Pradesh	APEPDCL	XI	SPV	57	1	365	57	2225	2225	1661	57	1428.10
		APSPDCL	XII	SPV	11	1	143.5	11	1035	1035	469.44	7	0.00
		APEPDCL	XII	SPV	194	2	894	194	5592	5592	4448.69	171	1996.20
		APEPDCL	DDUGJY	SPV + SHLS	229	1	464	229	2106	2106	1934.6	169	0.00
Sub Total Andhra Pradesh					491		1866.5	491	10958	10958	8513.73	404	3424.30
2	Assam	APDCL	DDUGJY	SPV + SHLS	521	14	8949	521	45520	21781	29480.84	394	13462.00
Sub Total Assam					521		8949	521	45520	21781	29480.84	394	13462.00
3	Arunachal Pradesh	SECI	DDUGJY	SHLS	1176	17		1176	16582	16582	15931.65	501	2414.00
Sub Total Arunachal Pradesh					1176		0	1176	16582	16582	15931.65	501	2414.00
4	Bihar	BSHPC	XI	41 projects are Hybrid of Biomass gasifier + SPV & 7 projects are only SPV based	0	0	0	0	0	0	0	0	0.00
Sub Total Bihar					0		0	0	0	0	0	0	0.00
4	Chhattisgarh	CREDA	XI	SPV	9	2	102	9	645	645	345	9	305.00
		CREDA	XII	SPV	87	3	523	87	3923	3923	2431	87	2112.00
		CREDA	DDUGJY	SPV+SHLS	850	16	4723	870	51322	51322	26920.96	878	13316.00
Sub Total Chhattisgarh					946		5348	966	55890	55890	29696.96	974	15733.00
5	Jharkhand	DVC	XII	SPV	0	0	0	0	0	0	0	0	0.00
		JREDA	DDUGJY	SPV + SHLS	382	8	6689	393	25726	21208	19617.9	250	6707.00
Sub Total Jharkhand					382		6689	393	25726	21208	19617.9	250	6707.00
6	Karnataka	GESCOM	XII	SHLS	1	1		1	40	40	175.86	1	0.00
		CESC	XII	SPV	25	3	390	31	1716	1598	1962	8	1171.00
		MESCOM	XII	SPV	0	0	0	0	0	0	0	0	0.00
		CESC	XII	SPV	10	2	138.2	11	828	818	612	2	0.00
		MESCOM	DDUGJY	SHLS	2	3		3	123	123	61	2	21.00
Sub Total Karnataka					38		528.2	46	2707	2579	2810.86	13	1192.00
7	Kerala	KSEB	XII	SPV	15	1	131.5	15	731	730	531.83	7	138.21
Sub Total Kerala					15		131.5	15	731	730	531.83	7	138.21
8	Madhya Pradesh	MPUVNL	XI	SPV	25	4	528	91	2859	2303	2717.02	25	1471.00
		MPUVNL	DDUGJY	SPV + SHLS	122	13	2780	202	12975	7100	6092.55	20	87.00
Sub Total Madhya Pradesh					147		3308	293	15834	9403	8809.57	45	1558.00
9	Meghalaya	MePDCL	XII	SPV	3	1	154	3	751	248	389.4	3	0.00
		MePDCL, MNREDA	DDUGJY	SHLS	209	7		209	7151	7151	4055	77	1444.44
Sub Total Meghalaya					212		154	212	7902	7399	4444.4	80	1444.44
10	Odisha	OREDA	XII	SPV	7	1	65.5	7	268	43	197	6	53.36
		OREDA	DDUGJY	SPV + SHLS	269	11	3480	272	11889	8821	9504.69	269	4562.21
Sub Total Odisha					276		3545.5	279	12157	8864	9701.69	275	4615.57
12	Rajasthan	AVVNL	XII	SPV	0	0	0	0	0	0	0	0	0.00
		AVVNL	XII	SPV	0	0	0	0	0	0	0	0	0.00
		JVVNL	XII	SPV	0	0	0	0	0	0	0	0	0.00
		JVVNL	DDUGJY	SPV	0	0	0	0	0	0	0	4936	0
Sub Total Rajasthan					0		0	0	0	0	4936	0	4443
11	Telangana	TSNPDC	XI	SPV	39	2	202	39	1275	1275	926	34	587.19
Sub Total Telangana					39	2	202	39	1275	1275	926	34	587.19
12	Uttar Pradesh	UPNEDA	XI	SPV	7	2	79	7	500	351		7	
		UPNEDA	XI	SPV	5	2	308	15	2055	1031	2508	0	1263.47
		UPNEDA	XI	SPV	13	1	190	13	1210	536		13	
Sub Total Uttar Pradesh					25		577	35	3765	1918	2508	20	1263.47
13	Uttarakhand	UREDA	XI	Small Hydro	2	2	300	10	460	293	506.26	1	275.49
		UPCL	DDUGJY	SPV + SHLS	13	1	102	13	633	190	330.5	13	0.00
Sub Total Uttarakhand					15		402	23	1093	483	836.76	14	275.49
14	Manipur	MANIREDA	DDUGJY	SPV	94	7		94	3026	3026	1705.09	39	1286.00
Sub Total Manipur					94	7	0	94	3026	3026	1705.09	39	1286.00
15	Jammu & Kashmir	JKSPDC	DDUGJY		0	0	0	0	0	0	6227	0	4206.00
Sub Total Jammu & Kashmir					0	0	0	0	0	0	6227	0	4206.00
Total XI Plan					157		2074	241	11229	8659	8663.28	146	5330.25
Total XII Plan					353		2439.7	360	14884	14027	11217.22	292	5470.77
Total DDUGJY					3869		27187	3982	177053	139410	126797.78	2612	51948.65
Total XI, XII and DDUGJY					4379		31700.7	4583	203166	162096	146678.3	3050	62749.67

Details of Sanction of New Projects under DDUGJY

S.No	State/UT	Category of State	No. of Projects	Grid														Off-Grid				Total (Grid + Offgrid)			
				Physical						Financial								No. of Projects	Physical		Financial		Financial		
				UE villages	IE Villages	SAGY villages	Habitations	RHHs (incl BPL)	BPL HHs	Component-wise cost (Rs Crore)									Fund Released (Rs. Cr)	Un-electrified villages (Nos.)	BPL HHs (in nos)	Sanctioned cost (Rs cr)	Fund Released (Rs. Cr)	Funds (Rs Cr)	
										Electrification of UE villages	SAGY	Metering	RHHs access	System Strengthening	Feeder Separation	PMA charges	Total Project Cost							Sanction	Release
1	Andhra Pradesh	Others	16		14822	38	34855	904436	713045		10.07	7.27	409.73	490.12	0.00	4.59	921.74	445.38	229	0	2106	19.35		941.09	445.38
2	Andaman & Nicobar		2			0	0				0.00	5.86	0.00	15.00	0.00	0.10	20.96	1.26		0				20.96	1.26
3	Arunachal Pradesh	Special	16	478		3	501	14830	6476	199.22	8.44	58.20	0.00	0.00	0.00	1.33	267.19	111.88	1176	1176	16582	159.32	24.14	426.51	136.02
4	Assam	Special	27	864	6380	117	17023	707601	161915	406.94	50.05	70.44	458.95	281.35	0.00	6.34	1274.07	299.97	521	521	21781	294.81	134.62	1568.88	434.59
5	Bihar	Others	38	0		5	0	0	0	0.00	1.96	141.86	0.00	1243.72	4439.67	29.14	5856.35	1469.51		0	0	0.00		5856.35	1469.51
6	Chhattisgarh	Others	27	121	2697	15	7129	137114	77795	49.51	4.47	41.68	432.07	308.05	411.99	6.24	1254.01	598.42	850	488	51322	269.21	133.16	1523.22	731.58
7	Goa	Others	2			3					3.17	16.74				0.09	20.00	1.20		0	0	0.00		20.00	1.20
8	Gujarat	Others	27	0	8941	19	12171	7425	5060	0.00	2.00	193.26	282.11	245.78	196.93	4.60	924.68	475.55		0	0	0.00		924.68	475.55
9	Haryana	Others	21	0	2642	15	2873	237769	60016	0.00	10.79	12.63	64.60	189.14	37.37	1.57	316.10	71.32		0	0	0.00		316.10	71.32
10	Himachal Pradesh	Special	12	35	3803	1	5145	14088	3288	6.04	0.03	13.51	59.44	78.17	1.15	0.79	159.13	13.46		0	0	0.00		159.13	13.46
11	Jammu & Kashmir	Special	21	83	2250	6	4260	106632	46586	86.53	7.01	96.39	230.37	126.99	69.20	3.08	619.57	160.03		0	0	62.27	42.06	681.84	202.09
12	Jharkhand	Others	24	290	11510	19	21779	517417	340482	90.10	3.13	317.56	866.53	201.05	2199.49	18.39	3696.25	1270.55	382	393	21208	196.18	67.07	3892.43	1337.62
13	Karnataka	Others	31	30	21023	150	33338	570861	297788	23.17	55.09	444.96	228.42	264.39	729.76	8.73	1754.52	565.10	2	3	123	0.61	0.21	1755.13	565.31
14	Kerala	Others	14	0	1315	27	6550	191664	98527	0.00	59.15	159.15	181.59	83.08	0.00	2.41	485.38	173.86		0	0	0.00		485.38	173.86
15	Madhya Pradesh	Others	50	99	25662	40	43277	1084714	525288	27.78	9.47	410.72	1053.31	530.19	819.52	14.25	2865.24	733.08	122	122	7100	60.92	0.87	2926.16	733.95
16	Maharashtra	Others	37	0	30176	79	49397	1254077	395703	0.00	30.44	0.00	448.79	984.92	700.00	10.82	2174.97	390.88		0	0	0.00		2174.97	390.88
17	Manipur	Special	3	0	182	3	309	19417	5794	0.00	0.68	0.00	54.01	0.00	0.00	0.27	54.96	13.13	94	94	3026	17.05	12.86	72.01	25.99
18	Meghalaya	Special	7	300	752	8	1080	39968	15280	71.53	1.08	15.24	117.38	54.80	0.00	1.30	261.33	70.71	209	209	7151	40.55	14.44	301.88	85.15
19	Mizoram	Special	8	12	28	1	42	2239	1468	12.00	0.27	0.00	12.86	5.14	0.00	0.15	30.42	6.21		0	0	0.00		30.42	6.21
20	Nagaland	Special	11	81	1102	2	1224	61298	21543	41.41	0.76	9.99	5.45	26.51	0.00	0.42	84.54	43.05		0	0	0.00		84.54	43.05
21	Odisha	Others	30	521	5129	35	8594	184855	83035	301.91	36.81	440.93	424.44	302.21	140.00	8.23	1654.53	418.78	269	269	8821	95.05	45.62	1749.58	464.40
22	Punjab	Others	20	0	0	20	25	0	0	0.00	5.01	84.83	0.00	160.01	0.89	1.25	251.99	45.53		0	0	0.00		251.99	45.53
23	Puducherry		2	0	17	0	17	7891	0	0.00	0.00	15.05	2.32	2.68	0.00	0.10	20.15	1.20		0	0	0.00		20.15	1.20
24	Rajasthan	Others	33	104	14827	34	41347	738312	244138	23.42	11.45	352.93	1151.81	600.75	665.05	14.03	2819.44	595.77		0	0	49.36	44.43	2868.80	640.20
25	Sikkim	Special	4		329	2	980	12266	3413		6.93	7.34	35.16			0.25	49.68	12.68		0	0	0.00		49.68	
26	Tamilnadu	Others	27	0	972	0	1468	7068	897	0.00	0.00	119.66	56.74	617.17	125.94	4.60	924.11	316.95		0	0	0.00		924.11	316.95
27	Telangana	Others	10	0	9150	15	21315	567463	415430	0.00	15.36	5.16	308.27	131.20	0.00	2.30	462.29	80.14		0	0	0.00		462.29	80.14
28	Tripura	Special	8	0	251	0	388	12536	2816	0.00	0.00	36.59	28.63	8.53	0.00	0.37	74.12	10.93		0	0	0.00		74.12	10.93

Details of Sanction of New Projects under DDUGJY

S.No	State/UT	Category of State	Grid															Off-Grid				Total (Grid + Offgrid)			
			No. of Projects	Physical					Financial										No. of Projects	Physical		Financial		Financial	
				UE villages	IE Villages	SAGY villages	Habitations	RHHs (incl BPL)	BPL HHs	Component-wise cost (Rs Crore)								Fund Released (Rs. Cr)		Un-electrified villages (Nos.)	BPL HHs (in nos)	Sanctioned cost (Rs cr)	Fund Released (Rs. Cr)	Funds (Rs Cr)	
										Electrification of UE villages	SAGY	Metering	RHHs access	System Strengthening	Feeder Separation	PMA charges	Total Project Cost							Sanction	Release
29	Uttar Pradesh	Others	75	84	16639	92	25133	684332	58132	9.48	59.74	294.10	1143.15	2147.76	3257.72	34.56	6946.51	2183.46		0	0	0.00		6946.51	2183.46
30	Uttarakhand	Special	13	64	4837	5	10897	120883	96359	60.68	3.76	43.78	459.03	34.25	236.23	4.19	841.92	190.50	13	13	190	3.31		845.22	190.50
31	West Bengal	Others	19	14	395	1	586	58987	31305	46.86	0.60	441.22	1729.93	862.34	1159.96	21.20	4262.11	1046.48		0	0	0.00		4262.11	1046.48
32	Dadra & Nagar Haveli	Others	1		8	1	14	249	216		0.21	1.68	0.93	2.15		0.02	5.00	0.90		0	0	0.00		5.00	0.90
	Total		636	3180	185839	756	351717	8266392	3711795	1456.58	397.93	3858.73	10246.02	9997.45	15190.87	205.72	41353.26	11817.87	3867	3288	139410	1267.98	519.48	42621.24	12324.67

Shifting of off-grid Villages to Grid

1	Chhattisgarh			56						9.43						0.05	9.48								
2	Jharkhand			78						25.78						0.13	25.91								
3	Madhya Pradesh			37						19.94						0.1	20.04								
	Total			171	0	0	0	0	0	55.15	0	0	0	0	0	0.28	55.43								
	Grand Total			636						1511.73	397.93	3858.73	10246.02	9997.45	15190.87	206.00	41408.69	11817.87	3867	3288	139410	1267.98	519.48	42676.67	12337.35

State-wise Implementing agency- wise New Sub-station Status (X,XI,XI,phase- II, XII & New plan)

Sl. No	Name of State	Implementing Agency	RE Components of DDUGJY																	Commissioned 2018-19	
			Nos.of New S/s Sanctioned					Nos.of New S/s Commissioned & Charged					Bal. nos. of New S/s yet to be erected								
			X	XI	XI-II	XII	New Plan	Total	X	XI	XI-II	XII	New	Total	X	XI	XI-II	XII	New		Total
1	2	3	4	5	6	7	8	9	10	11	12	13	14	15	16	17	18	19	20	21	22
	Total Rajasthan		2				208	210	2				79	81					129	129	61
22	Tamil Nadu	TANGEDCO					108	108					38	38					70	70	22
23	Telangana	TNPDC	2					2	2					2							
		TSSPDCL					84	84					58	58						26	26
	Total Telangana		2				84	86	2				58	60					26	26	29
24	Tripura	TSECL	1	4		9		14	1	3				4		1		9			10
		PGCIL		1				1		1				1							
		NEEPCO				4		4										4			4
	Total Tripura		1	5		13		19	1	4			1	5		1		13		14	14
25	Uttar Pradesh	DVVNL	46			15	52	113	46			1	38	85				14	14	28	22
		MVVNL	40			23	64	127	40			1	39	80				22	25	47	28
		PGCIL	24		2	2		28	24		2	2		28							
		PSVVNL	20				72	92	20				45	65					27	27	39
		PUVVNL	70				49	119	70				18	88					31	31	
	Total Uttar Pradesh		200		2	40	237	479	200		2	4	140	346				36	97	133	79
26	Uttarakhand	UPCL	6				1	7	6					6					1	1	
27	West Bengal	NTPC	1					1	1					1							
		PGCIL	7	1				8	7	1				8							
		WBSEDCL	3	3	2	4	80	92	3	3	2	1	26	35				3	54	57	14
		NHPC		2				2		2				2							
	Total West Bengal		11	6	2	4	80	103	11	6	2	1	26	46				3	54	57	14
	Grand Total		402	287	41	172	1825	2727	402	278	41	67	796	1584		9		105	1029	1143	501

State-wise Implementing agency- wise Augumentation Sub-station Status (X,XI,XI,phase- II, XII & New plan)

Sl. No	Name of State	Implementing Agency	RE Components of DDUGJY																	Commissioned 2018-19		
			Nos.of Augu S/s Sanctioned						Nos.of Commissioned & Charged						Bal.nos. Augu of S/s yet to be erected							
			X	XI	XI-II	XII	New	Total	X	XI	XI-II	XII	New	Total	X	XI	XI-II	XII	New		Total	
1	2	3	4	5	6	7	8	9	10	11	12	13	14	15	16	17	18	19	20	21	22	
		JdVVNL				17	5	22										17	5	22		
	Total Rajasthan					19	5	24			2			2				17	5	22	2	
22	Tamil Nadu	TANGEDCO					132	132					51	51						81	81	42
23	Telangana	TNPDCL																				
	Total Telangana	TSSPDCL																				
24	Tripura	TSECL		1		4		5		1				1				4			4	
		PGCIL																				
		NEEPCO																				
	Total Tripura			1		4		5		1				1				4			4	
25	Uttar Pradesh	DVVNL	67		23	87	244	421	67			45	123	235			23	42	121	186	61	
		MVVNL	54		67	85	52	258	54		67	38	38	197				47	14	61	41	
		PGCIL	47		29	6		82	47		29	6		82								
		PSVVNL	28			87	98	213	28			72	89	189				15	9	24	28	
		PUVVNL	89		43		218	350	89		43		120	252					98	98	42	
	Total Uttar Pradesh		285		162	265	612	1324	285		139	161	370	955			23	104	242	369	172	
26	Uttarakhand	UPCL	13					13	13					13								
27	West Bengal	NESCL		2				2								2					2	
		PGCIL																				
		WBSEDCL				11	112	123				11	98	109						14	14	39
		NHPC	1					1	1					1								
	Total West Bengal		1	2		11	112	126	1			11	98	110		2				14	16	39
	Grand Total		418	505	278	978	1692	3871	402	314	244	549	862	2371	16	191	34	429	830	1500	392	

Status of Power Supply to Rural Areas

MONTH : September, 2018

SL. No.	Name of the State	Average Hours of Power Supply in a day To Rural Areas
1	2	3
1	Andhra Pradesh*	23.05
2	Arunachal Pradesh*	16.30
3	Assam	19.00
4	Bihar	18.52
5	Chhattisgarh	23.00
6	Gujarat	24.00
7	Haryana	16.35
8	Himachal Pradesh	24.00
9	Jammu & Kashmir	16.00
10	Jharkhand	15.4
11	Karnataka	20
12	Kerala	24.00
13	Madhya Pradesh	22.52
14	Maharashtra*	23.32
15	Manipur	22.50
16	Meghalaya	21.50
17	Mizoram	11.00
18	Nagaland	20.00
19	Odisha	20.20
20	Punjab	24.00
21	Rajasthan	22.00
22	Sikkim	16.50
23	Tamil Nadu*	24.00
24	Telangana	24.00
25	Tripura	23.50
26	Uttar Pradesh*	17.85
27	Uttarakhand*	23.91
28	West Bengal	24.00

Andhra Pradesh, May 2018 month data ,Arunachal Pradesh, June 2018 month data and Maharashtra April 2018 month data and Tamil Nadu, August 2018 month data, Uttarakhand May 2018 month data, and UP, February 2018 month data, has been included.